

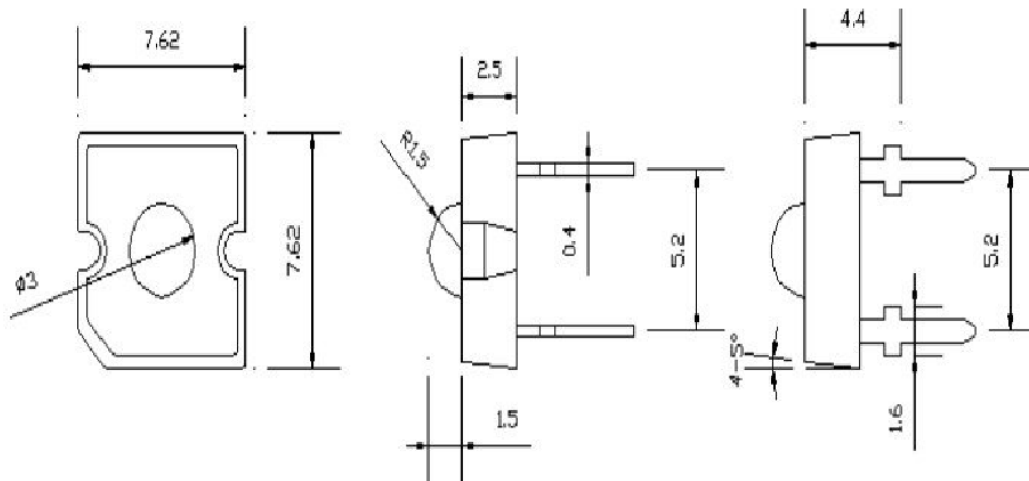
SPECIFICATION FOR APPROVAL

Customer Name	
Product Name	Through Hole Pirania-LED
Model No.	IE-P03SRYY585
Description	3mm Lens Yellow Pirania LED
Date	2007/9/1
Sample No.	

Clients (Signature) : DD MM YYYY

SPECIFICATION FOR APPROVAL

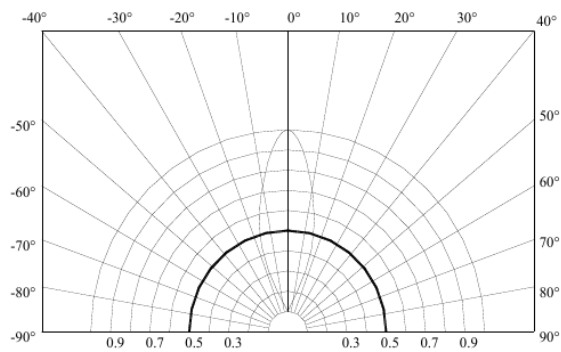
Package Dimensions



Notes

1. All dimensions are in millimeters (inches).
2. Tolerance is $\pm 0.25\text{mm}$ (0.010") unless otherwise noted.
3. Protruded resin under flange is 1.0mm (0.04") max.
4. Lead spacing is measured where the leads emerge from the package.
5. Specifications are subject to change without notice.

Spatial Distribution



PART NUMBER	REV	PAGE	DATE
IE-P03SRYY585	R101	1/3	2007-09-01

SPECIFICATION FOR APPROVAL

Electrical / Optical Characteristics at TA=25°C

Parameter	Symbol	Min.	Typ.	Max.	Unit	Test Condition
Luminous Intensity	LM	1500		1800	mcd	IF = 30mA
Viewing Angle	2 θ 1/2		90		deg	IF = 30mA
Dominant Wavelength	Tc	585	590	595	nm	IF = 30mA
Spectral Line Half-Width	Δ λ				nm	IF = 30mA
Forward Voltage	VF	2.0		2.4	V	IF = 30mA
Reverse Current	IR			20	μ A	VR = 5V

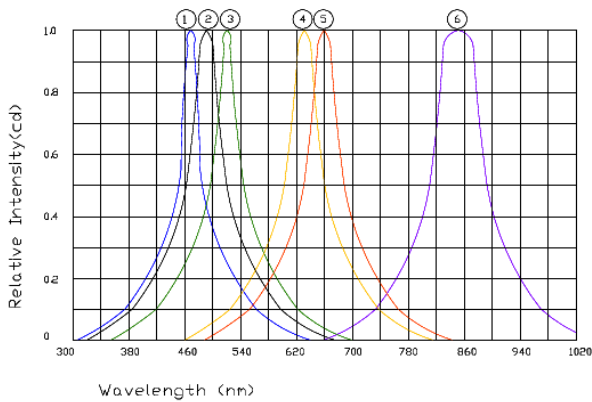
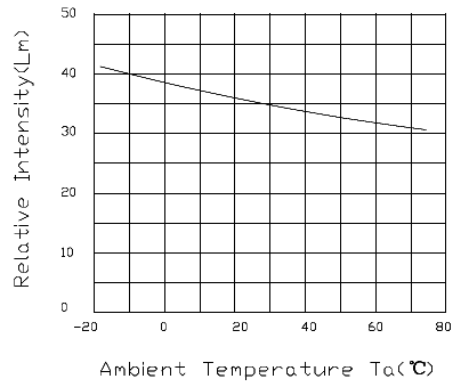
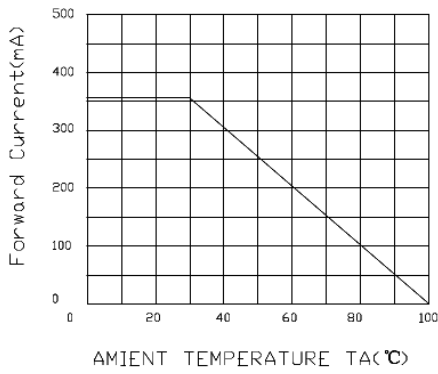
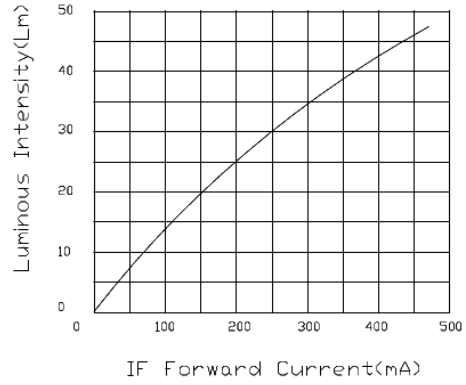
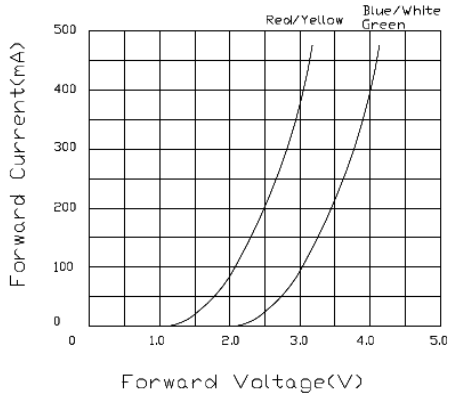
Absolute Maximum Ratings at TA=25°C

Parameter	Maximum Rating
Power Dissipation	0.06W
Peak Forward Current (1/10 Duty Cycle, 0.1ms Pulse Width)	60mA
Continuous Forward Current	30mA
Derating Linear From 30°C	0.5mA/°C
Reverse Voltage	5V
Operating Temperature Range	-20°C to + 80°C
Storage Temperature Range	-30°C to + 100°C
Lead Soldering Temperature [1.6mm(.063") From Body]	260°C for 5 Seconds

PART NUMBER	REV	PAGE	DATE
IE-P03SRYY585	R101	2/3	2007-09-01

SPECIFICATION FOR APPROVAL

Typical Electro-Optical Characteristics Curves



- ① Blue Lamp(InGaN)
- ② White Lamp(InGaN)
- ③ Pure Green Lamp(InGaN)
- ④ Yellow Green Lamp(AlInGaP)
- ⑤ Red Lamp(AlInGaP)
- ⑥ Infrared Lamp(850nm)

PART NUMBER	REV	PAGE	DATE
IE-P03SRYY585	R101	3/3	2007-09-01