

Device Number: \_\_\_\_\_

REV: 1.0

## 4.1\*5.0mm Elliptical Wide Angle LED Lamps

Model No.: **IE-5E34E13D-1B-J07**

ECN: \_\_\_\_\_

Page: 1/4

### ■ Features :

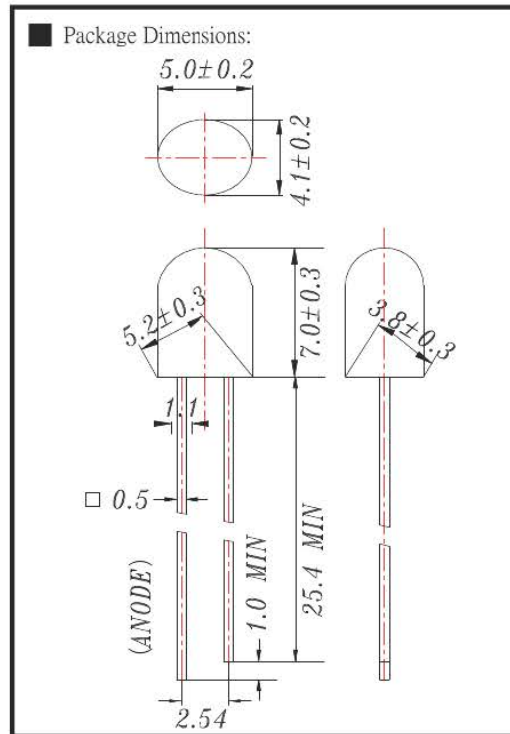
- High radiant intensity
- Choice of various viewing angles
- Reliable and robust

### ■ Descriptions :

- The series is specially designed for applications requiring higher brightness.
- The led lamps are available with different colors, intensities epoxy colors, etc.

### ■ Applications :

- TV set
- Monitor
- Telephone
- Computer



**Notes:** 1. All dimensions are in millimetres

2. An epoxy meniscus may extend about 1.5mm(0.059") down to the lead.

3. Tolerances unless Dimension  $\pm 0.25$ mm.

PART NO.	Chip		Lens Color
	Material	Emitted Color	
IE-5E34E13D-1B-J07	GaAsP/GaP	Red	Tinted Diffused

Device Number: \_\_\_\_\_

REV: 1.0

4.1\*5.0mm Elliptical Wide Angle LED Lamps

Model No.: **IE-5E34E13D-1B-J07**

ECN: \_\_\_\_\_ Page: 2/4

■ Absolute Maximum Ratings at Ta = 25°C

Parameter	Symbol	Rating	Unit
Forward Current	I <sub>F</sub>	25	mA
Operating Temperature	T <sub>opr</sub>	-40 to +85	°C
Storage Temperature	T <sub>stg</sub>	-40 to +100	°C
Soldering Temperature	T <sub>sol</sub>	260 ± 5	°C
Power Dissipation	P <sub>d</sub>	100	mW
Peak Forward Current	DL-4RA-	160	mA
Reverse Voltage	V <sub>R</sub>	5	V

Note: \*1:IFP Conditions --Pulse Width ≤ 1msec and Duty ≤ 1/10.

\*2:Soldering time ≤ 5 seconds.

**Electro-Optical Characteristics (Ta=25°C)**

Parameter	Symbol	Condition	Min.	Typ.	Max.	Unit
Forward Voltage	V <sub>F</sub>	I <sub>F</sub> = 20 mA	/	1.8	2.4	V
Reverse Current	I <sub>R</sub>	V <sub>R</sub> = 5 V	/	/	10	μA
Luminous Intensity	I <sub>v</sub>	I <sub>F</sub> = 20	8000	10500	/	mcd
Viewing Angle	2θ 1/2	I <sub>F</sub> = 20 mA	/	(X)45 (Y)25	/	deg
Peak Wavelength	λ <sub>p</sub>	I <sub>F</sub> = 20 Notes:	620	/	625	nm
Dominant Wavelength	λ <sub>d</sub>	I <sub>F</sub> = 20 mA	/	622	/	nm
Spectrum Radiation Bandwidth	Δλ	I <sub>F</sub> = 20 mA	/	18	/	nm

Device Number: \_\_\_\_\_

REV: 1.0

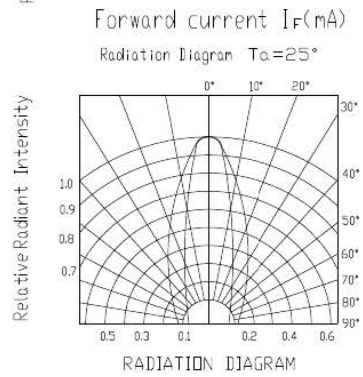
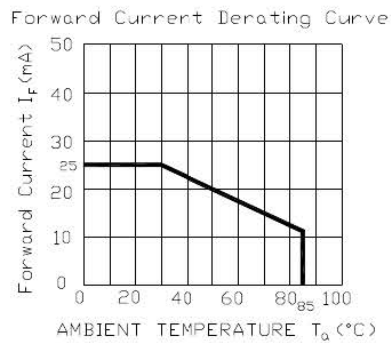
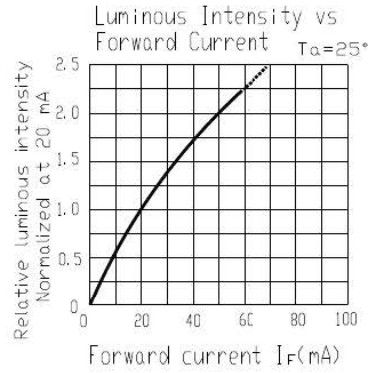
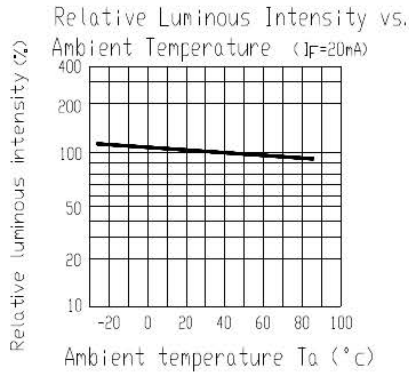
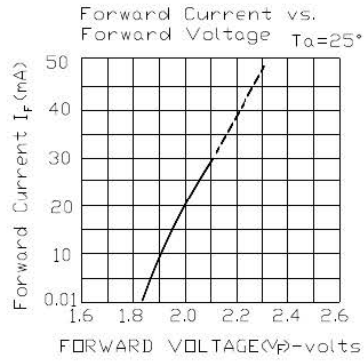
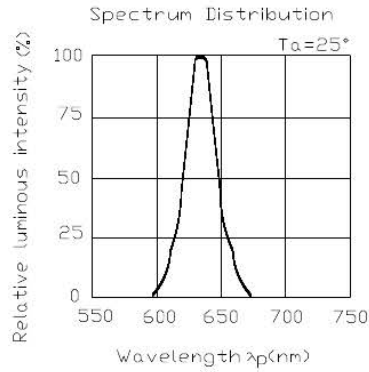
### 4.1\*5.0mm Elliptical Wide Angle LED Lamps

Model No.: **IE-5E34E13D-1B-J07**

ECN: \_\_\_\_\_

Page: 3/4

#### ■ Typical Electro-Optical Characteristic Curves:



Device Number: \_\_\_\_\_

REV: 1.0

4.1\*5.0mm Elliptical Wide Angle LED Lamps

Model No.: **IE-5E34E13D-1B-J07**

ECN: \_\_\_\_\_

Page: 4/4

■ Reliability test items and conditions:

NO	Item	Test Conditions	Test Hours/Cycle	Sample	Ac/Re
1	Solder Heat	TEMP : 260°C ± 5 °C	10 SEC	76 PCS	0/1
2	Temperature Cycle	H : +100°C 15min ∩ 5 min L : -40°C 15min	300 CYCLES	76 PCS	0/1
3	Thermal Shock	H : +85°C 5min ∩ 10 sec L : -10°C 5min	300 CYCLES	76 PCS	0/1
4	High Temperature Storage	TEMP : 100°C	1000 HRS	76 PCS	0/1
5	Low Temperature Storage	TEMP : -40°C	1000 HRS	76 PCS	0/1
6	DC Operating Life	TEMP : 25°C IF = 20mA	1000 HRS	76 PCS	0/1
7	High Temperature/ High Humidity	85°C / 85% RH	1000 HRS	76 PCS	0/1