Item	Date	Remark
A	20080910	Original Drawing
B	20090120	Change FPC & Modify Pin Definition

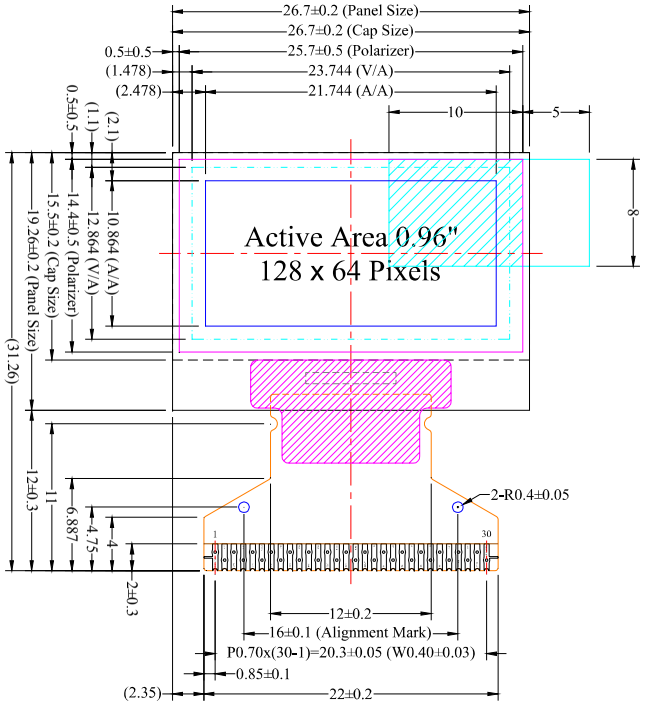

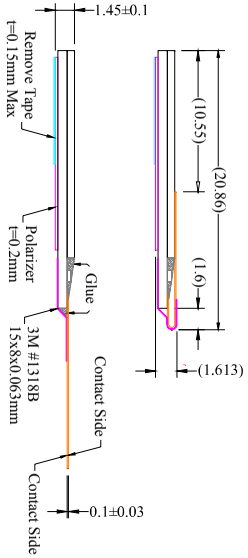

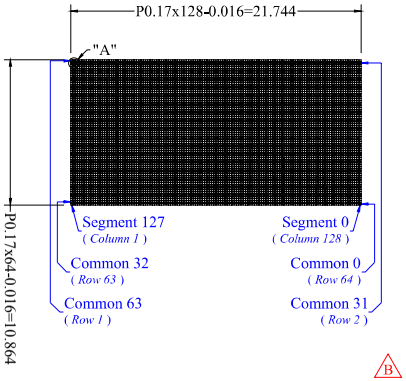

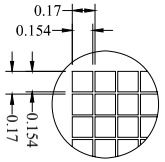

Detail "A"
Scale (10:1)

Pin	Symbol
1	N.C. (GND)
2	C2P
3	C2N
4	C1P
5	C1N
6	VBAT
7	N.C.
8	VSS
9	VDD
10	BS0
11	BS1
12	BS2
13	CS#
14	RES#
15	D/C#
16	R/W#
17	E/RD#
18	D0
19	D1
20	D2
21	D3
22	D4
23	D5
24	D6
25	D7
26	IREF
27	VCOMH
28	VCC
29	VLSS
30	N.C. (GND)

Notes:

1. Color: White
2. Driver IC: SSD1306
3. FPC Number: UT-0206-P05 B
4. Interface:
   8-bit 68XX/80XX Parallel, 3-/4-wire SPI, I2C
5. General Tolerance: ±0.30
6. The total thickness (1.55 Max) is without polarizer protective film & remove tape.
   The actual assembled total thickness with above materials should be 1.80 Max.

Customer Approval Signature							Drawing Number	Rev.
								B
	Unless O		SYO128646001 simple structure data				Material	
	Un							
	General Ro							
	T		Drawn	E.E.	Panel / E.	P.M.		
	Dimension	±0 3	By	Humphrey Lin	James Wang	Ivy Lo	Cherry Lin	Scale / Sheet / Size
	Ang			20090120	20090120	20090120	20090120	1:1 / 1 of 1 / A3