



PRODUCT SPECIFICATION

ZINC CARBON R14P SIZE BATTERY

Type Designation: R14P(PVC jacket)

Prepared by : 王双

Checked by : 陈国栋

Approved by : 张华

Issued Date : 2011-06-24

RECORD OF REVISION	
--------------------	--

TYPE DESIGNATION: R14/C

REV. No.	REASON	CONTENTS	DATE	PREPARE	REMARK
0	Initial Released		2011-06-24	WANG H.	

1. Scope:

This specification is applicable to Pairdeer battery, R14P (PVC jacket), distributed by ZHONGYIN (NINGBO) BATTERY CO., LTD.

2. Law & Regulation Compliances:

This product complies with EU's battery directive (2006/66/EC).

Packaging materials comply with EU's directive on packaging materials and waste (94/62/EC)

3. General:

3.1 Type designation

IEC/JIS R14P

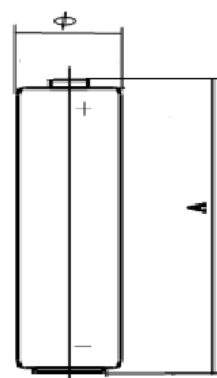
3.2 Chemical system: $\text{Zn}/\text{NH}_4\text{Cl}-\text{ZnCl}_2-\text{H}_2\text{O}/\text{MnO}_2$

3.3 Nominal voltage: 1.5 V

3.4 Weight: Approximate 42 g

3.5 Dimension (mm)

/	min	max
Φ	24.9	26.2
A	48.6	50.0



3.6 Heavy Metal Contents: Hg <1ppm

4. Appearance

The battery visually inspected by unaided eye 30cm away from battery. The battery shall be free from dents, scratch, rust and extruded internal compounds, such as sealing compounds and etc, and serious displacement of artwork. Appearance defects shall not be observed that may adversely affect actual use or performance of batteries.

5. Electrical Characteristics

Unless otherwise stated, all measurements are to be performed at a **Standard Environment** of

$20 \pm 2^\circ\text{C}$

$60 \pm 15\% \text{ RH}$.

All samples are normalized for 8 hours at least at the above environment prior to measurement.

The digital voltmeter (DCM) is with the precision of 1mV (internal resistance not less than 1 Megohm).

The load resistance of the total circuit is accurate within $\pm 0.5\%$ of the specified value.

5.1 Open circuit voltage and closed circuit voltage (Load resistance 3.9Ω , 0.3S)

/	OCV(V)	CCV(V)
Initial	≥ 1.60	≥ 1.45

5.2 Service output

Load	3.9 Ω	3.9 Ω	3.9 Ω	20 Ω
Test mode	24h/d	1h/d	4min/h, 8h/d	4h/d
End voltage	0.9V	0.8V	0.9V	0.9V
Unit	m	m	m	h
Extra Heavy Duty	330	400	300	35
Super Heavy Duty	275			
Heavy Duty	230			

m: minute h: hour d: day

Remark: 1) The initial discharge test shall commence within 30 days of manufacture. During stored period, the Batteries shall be stored under room temperature conditions.

2) Lot release service output test is conducted by 3.9 Ω continuous discharging to 0.9 volts.

6. Leakage Resistance

Over discharge leakage test

Test conditions: 20 \pm 2 $^{\circ}$ C, RH 60 \pm 15%, 3.9 Ω continuous discharge to 0.60V.

Number of test samples : 9 batteries

Requirement: no visible leakage.

Criterion: 0/9

7. Security Characteristics

7.1 User Drop Test

This test simulates the situation when a battery is accidentally dropped.

Test conditions: Undischarged test batteries shall be dropped from a height of 1 m onto a concrete surface. Each test battery shall be dropped six times, twice in each of the three axes. The test batteries shall be stored for 1 h afterwards.

Number of test samples: 5 batteries

Requirement: No fire, No explosion or leakage .

7.2 Short-circuit explosion-proof characteristics

This test simulates an external short circuit of a battery during daily handling of batteries.

Test conditions: Positive and negative terminals of an undischarged battery shall be connected directly. The circuit shall be completed for 24 h or until the battery case temperature has returned to ambient. The resistance of the inter-connecting circuitry shall not exceed 0,1 Ω .

Number of test samples: 5 batteries

Requirement: No fire or explosion; Leakage is allowable.



8. Expiry Date:

24 months

9. Expiry Date Marking:

9.1 Unless otherwise specified, each battery will carry a manufacturing date code followed by month and year of manufacturing for domestic and manufacturing date code followed by month and year of expiry for export. (Shelf life 24 months)

9.2 For private label, can mark according to customer's requirements.

10. Packaging Requirements

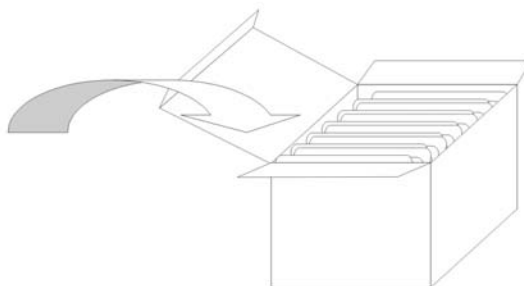
10.1 It is recommended that packaging for shipment and sales according with Packaging Specification of Pairdeer batteries. For example, 2pcs batteries in a shrink, 12 cards in a display box, and 4*2*1 display boxes in a final outer carton , and 4*2*7 outer cartons on a pallet. Flow chart as next page:

1



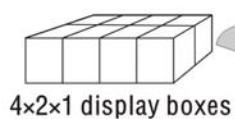
R14P 2pcs-card

2

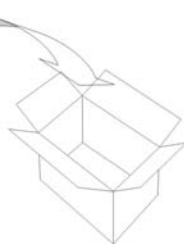


12 cards in a display box

3

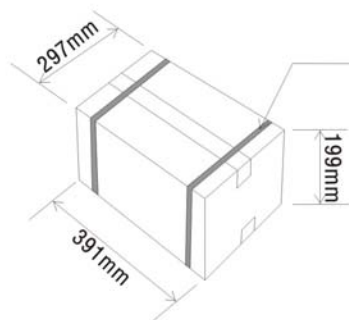


4x2x1 display boxes



outer carton

4

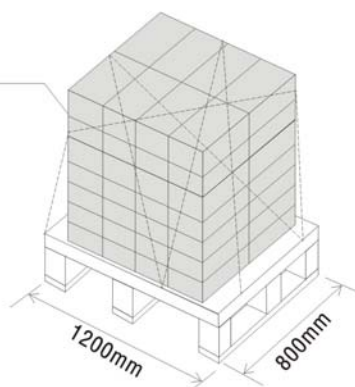


bandage

Gross weight: about 11.5kg

5

PE film bandage



(4x2x7) outer boxes

10.2 Otherwise packaging for shipment and sales shall conform to the mutually agreed to Packaging Specification of the designated customers



11. Precautions in Handling of Batteries:

- 11.1 Do not disassemble or short-circuit batteries.
- 11.2 Do not recharge batteries.
- 11.3 Do not dispose of batteries in fire.
- 11.4 Do not allow metal objects to contact the battery terminals.
- 11.5 Do not mix with used or other battery type (such as alkaline with carbon zinc).
- 11.6 Do not solder the batteries directly. If soldering or welding connection to the battery is required, consult our engineer for proper methods.
- 11.7 Do not over-discharge batteries. Force discharging batteries by external power source in a series may cause explosion.
- 11.8 To install or remove batteries, follow the equipment manufacturer's instructions.
- 11.9 Keep battery away from small children. If swallowed, consult a physician at once.
- 11.10 Remove batteries from device when it is not in use.

12. Storage

- 12.1 Store in cool, dry place before use.
- 12.2 It is recommended that the storage temperature be lower than 35°C.
- 12.3 Do not keep batteries at relative humidity of 70% or above for long time.