

DATA SHEET

PART NO. : **IE-5E34P52C-1B**

DATE : **2018/3/9**

DEPARTMENT : **R&D**

REVISION : **1.0**

RECEIVED			
<input checked="" type="checkbox"/> MASS PRODUCTION			
<input type="checkbox"/> PRELIMINARY			
<input type="checkbox"/> CUSTOMER DESIGN			
DEVICE NUMBER :			
PAGE : 4			
CUSTOMER	DESIGNER	CHECKER	APPROVER

REV.	DESCRIPTION	RELEASE DATE

Device Number: _____

REV: 1.0

5.0*4.1mm Elliptical Wide Angle LED Lamps

Model No.: **IE-5E34P52C-1B**

ECN: _____

Page: 1/4

■ Features :

- High radiant intensity
- Choice of various viewing angles
- Reliable and robust

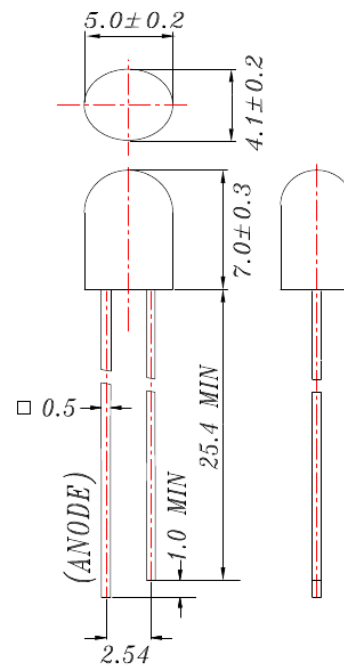
■ Descriptions :

- The series is specially designed for applications requiring higher brightness.
- The led lamps are available with different colors, intensities epoxy colors, etc.

■ Applications :

- TV set
- Monitor
- Telephone
- Computer

■ Package Dimensions:



Notes: 1. All dimensions are in millimetres

2. An epoxy meniscus may extend about 1.5mm(0.059") down to the lead.

3. Tolerances unless Dimension ± 0.25 mm.

PART NO.	Chip		Lens Color
	Material	Emitted Color	
IE-5E34P52C-1B	InGaN	Pink	Water Clear

Device Number: _____

REV: 1.0

5.0*4.1mm Elliptical Wide Angle LED Lamps

Model No.: **IE-5E34P52C-1B**

ECN: _____ Page: 2/4

■ Absolute Maximum Ratings at Ta = 25°C

Parameter	Symbol	Rating	Unit
Forward Current	IF	25	mA
Operating Temperature	Topr	-40 to +85	°C
Storage Temperature	Tstg	-40 to +100	°C
Electrostatic Discharge	ESD	2000	V
Soldering Temperature	Tsol	260 ± 5	°C
Power Dissipation	Pd	120	mW
Peak Forward Current	IF(Peak)	120	mA
Reverse Voltage	VR	5	V

Note: *1:IFP Conditions --Pulse Width ≤ 1msec and Duty ≤ 1/10.

*2:Soldering time ≤ 5 seconds.

Electro-Optical Characteristics (Ta=25°C)

Parameter	Symbol	Condition	Min.	Typ.	Max.	Unit
Forward Voltage	VF	IF= 20 mA	/	2.8	3.4	V
Reverse Current	IR	VR= 5 V	/	/	10	μA
Luminous Intensity	Iv	IF= 20 mA	3500	/	4500	mcd
Viewing Angle	2θ 1/2	IF= 20 mA	/	(X)50(Y)25	/	deg
Chromaticity Temperature	Tc	IF= 20 mA	1500	/	1700	K
Chromaticity Coordinates	X	IF= 20 mA	/	0.33	/	
	Y	IF= 20 mA	/	0.13	/	

Device Number: _____

REV: 1.0

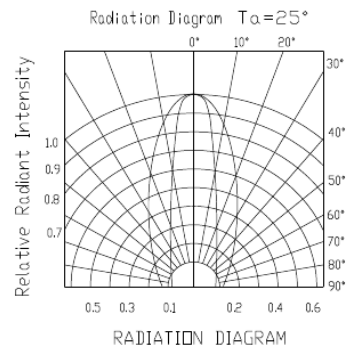
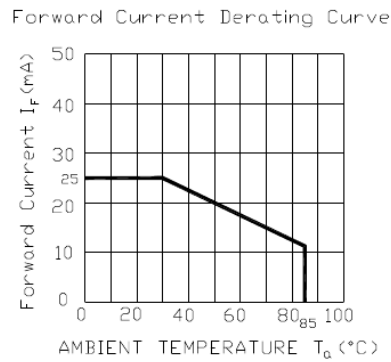
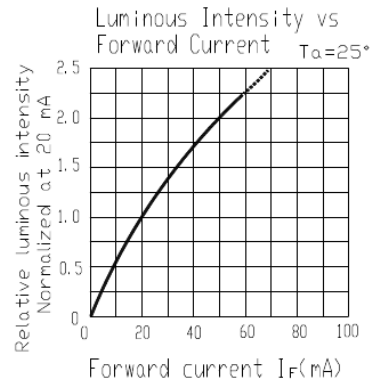
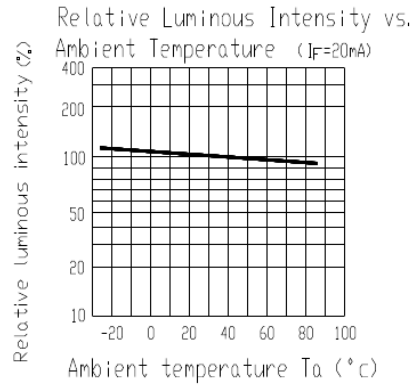
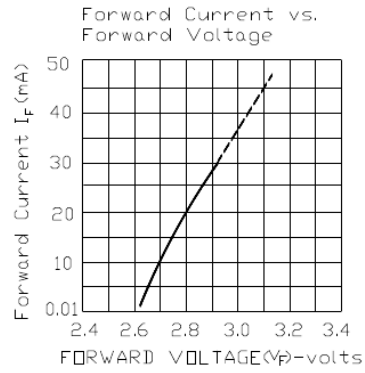
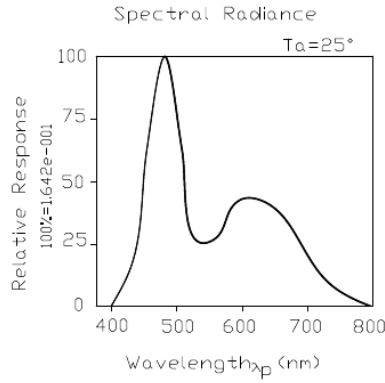
5.0*4.1mm Elliptical Wide Angle LED Lamps

Model No.: **IE-5E34P52C-1B**

ECN: _____

Page: 3/4

■ Typical Electro-Optical Characteristic Curves:



Device Number: _____

REV: 1.0

5.0*4.1mm Elliptical Wide Angle LED Lamps

Model No.: **IE-5E34P52C-1B**

ECN: _____

Page: 4/4

■ Reliability test items and conditions:

NO	Item	Test Conditions	Test Hours/Cycle	Sample	Ac/Re
1	Solder Heat	TEMP : 260°C ± 5 °C	10 SEC	76 PCS	0/1
2	Temperature Cycle	H : +100°C 15min § 5 min L : -40°C 15min	300 CYCLES	76 PCS	0/1
3	Thermal Shock	H : +85°C 5min § 10 sec L : -10°C 5min	300 CYCLES	76 PCS	0/1
4	High Temperature Storage	TEMP : 100°C	1000 HRS	76 PCS	0/1
5	Low Temperature Storage	TEMP : -40°C	1000 HRS	76 PCS	0/1
6	DC Operating Life	TEMP : 25°C IF = 20mA	1000 HRS	76 PCS	0/1
7	High Temperature/ High Humidity	85°C / 85% RH	1000 HRS	76 PCS	0/1