

DATA SHEET

Revise History 修订记录

Rev.版本	Descriptions描述	Date日期	Page页
1.0	-	23-10-2009	-
2.0	Renew form续订表格	15-12-2015	-
2.1	Renew form续订表格	10-11-2018	-
2.2	Renew form续订表格	27-12-2021	-
2.3	Renew form续订表格	23-10-2023	-
2.4	Renew form续订表格	10-10-2024	-



Features 特征

- Long operating life. 使用寿命长.
- RoHS Compliant. 符合 RoHS.
- Anti-UV colloid. 防紫外线胶体.
- Moisture sensitivity level: 4. 湿度敏感性等级: 4.

Application 应用

- Special lighting, Architectural lighting, Indoor and Outdoor Commercial lighting. 特种照明、建筑照明、室内外商业照明.
- Car lights, Traffic lights 车灯、交通灯.

Part Number 产品型号	Dice Material 芯片材质	Emitted Color 发光颜色	CCT(k) 色温	Lens Color 胶体形态
	InGaN	Warm White暖白	2400-3500	Semi-transparent 半透明
		Natural White自然白	3800-4500	
		Pure White纯白	5000-6800	
IE-5050CW-SB-LUV-CE		Cool White冷白	7000-9000	

Electro-Optical Characteristics 电光参数 (Ta=25°C)

Parameter 参数	Symbol 符号	Min. 最小值	Typ. 中间值	Max. 最大值	Unit 单位	Test Condition 测试条件
Forward Voltage 正向电压	VF	2.80	3.00	3.40	V	IF=3*50mA
Luminous Flux *1 流明	Φ	45	-	65	lm	
Color Rendering Index 显色指数	Ra	70	-	-	-	
CIE Coordinates CIE 坐标	x,y	Please refer to Color Bin Limits 请参阅“色区分选范围”				
Viewing Angle *2 发光角度	2θ1/2	-	30	-	deg	VR=5V
Reverse Current 反向电流	IR	-	-	10	uA	

Notes 备注:

1. A Luminous Flux is measured with a light sensor and filter combination that approximates the CIE eye-response curve. 用接近 CIE 眼睛响应曲线的光传感器和滤波器组合来测量亮度.

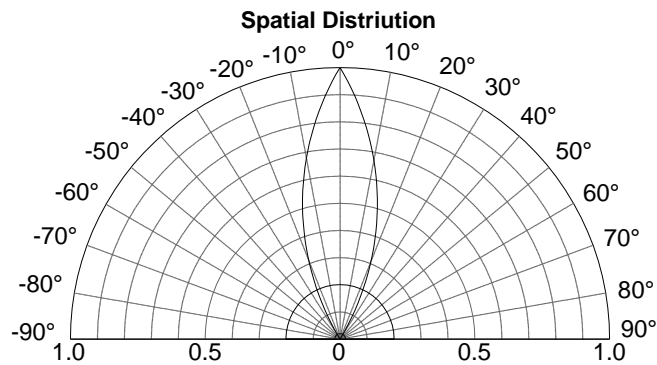
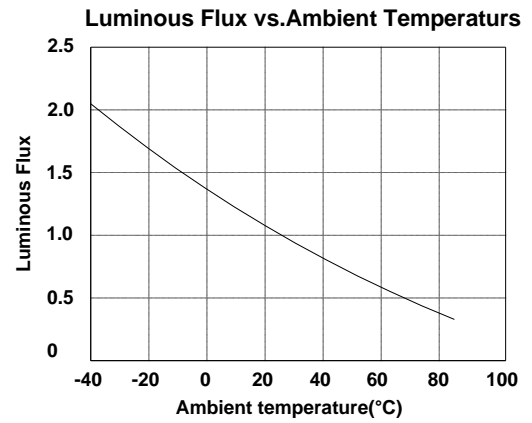
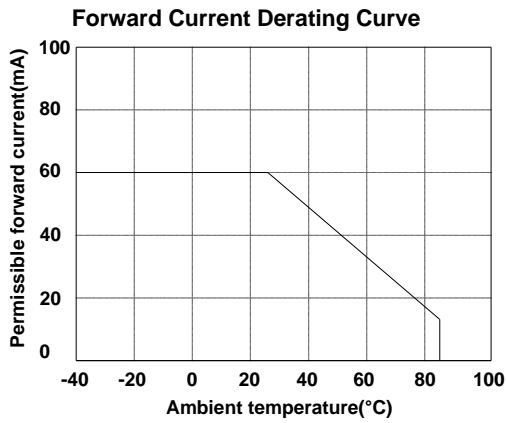
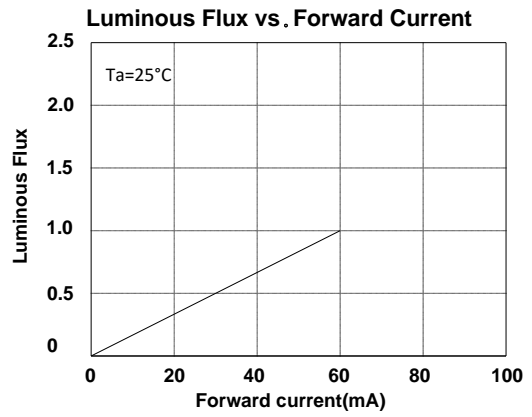
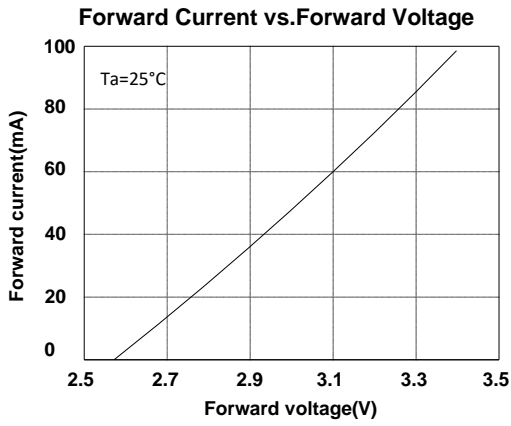
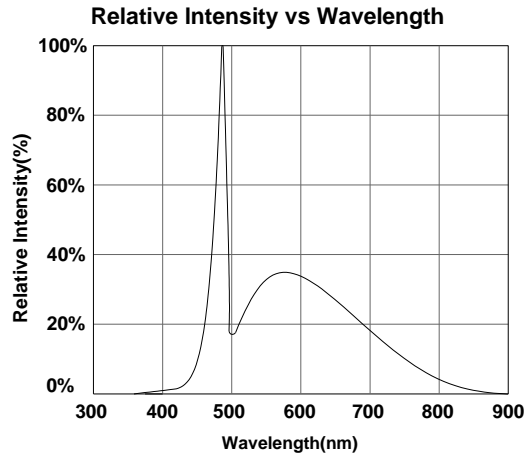
2. 2θ1/2 is the o-axis angle where the luminous intensity is 1/2 the peak intensity. 2θ1/2 是 0 轴角, 其中发光强度是峰值强度的 1/2.

Absolute Maximum Ratings 绝对最大额定值 (Ta=25°C)

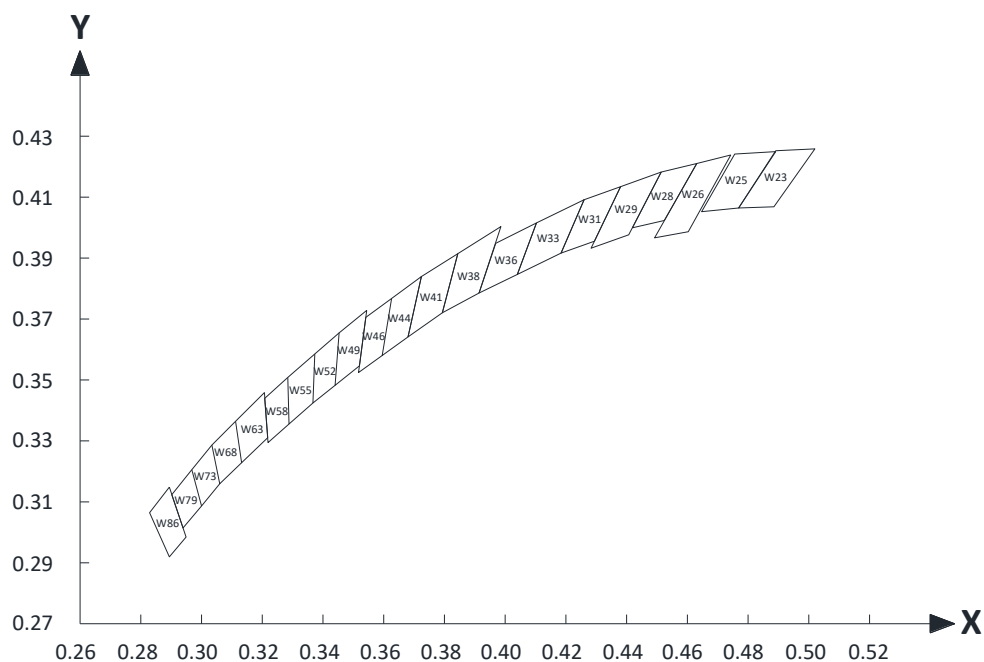
Parameter 参数	Symbol 符号	Max. 最大值	Unit 单位
		White 白色	
Power Dissipation 消耗功率	Pd	500	mW
Peak Forward Current *1 脉冲峰值电流	IFP	100*3	mA
Forward Current 正向电流	IF	60*3	mA
Junction Temperature 结温	Tj	≤125	°C
Junction Solder Point 热阻	RTHJS	20	°C/W
Operating Temperature Range 工作温度	Topr	-40to+85	°C
Storage Temperature Range 贮存温度	Tstg	-40to+90	°C
Reflow Soldering 回流焊	Tsld	260°C for 5 secs	

Notes 备注: 1. Duty Factor=10%, Frequency=1kHz. 占空因数=10%, 频率=1kHz.

Optical & Electrical Characteristics Curves 光电特性曲线



Color Bin Limits 色区分选范围



Color Bin Limits

Bin Code	CCT(K)	X1	Y1	X2	Y2	X3	Y3	X4	Y4
W23	2363±62	0.4770	0.4050	0.4892	0.4238	0.5021	0.4244	0.4886	0.4054
W25	2503±77	0.4648	0.4038	0.4757	0.4227	0.4892	0.4235	0.4770	0.4050
W26	2653±72	0.4632	0.4196	0.4744	0.4224	0.4604	0.3972	0.4493	0.3952
W28	2798±72	0.4420	0.3985	0.4515	0.4168	0.4632	0.4196	0.4525	0.4009
W29	2958±87	0.4381	0.4120	0.4515	0.4168	0.4408	0.3962	0.4284	0.3918
W31	3133±87	0.4185	0.3902	0.4261	0.4077	0.4381	0.4120	0.4295	0.3941
W33	3343±122	0.4041	0.3832	0.4104	0.4001	0.4261	0.4077	0.4185	0.3902
W36	3588±122	0.3915	0.3771	0.3970	0.3934	0.4104	0.4001	0.4041	0.3832
W38	3848±137	0.3794	0.3706	0.3845	0.3900	0.3987	0.3989	0.3915	0.3771
W41	4123±137	0.3681	0.3627	0.3725	0.3825	0.3845	0.3900	0.3794	0.3706
W44	4382±121	0.3596	0.3566	0.3627	0.3753	0.3725	0.3825	0.3681	0.3627
W46	4624±121	0.3518	0.3510	0.3542	0.3691	0.3627	0.3753	0.3596	0.3566
W49	4887±141	0.3441	0.3468	0.3454	0.3640	0.3545	0.3714	0.3521	0.3532
W52	5169±141	0.3368	0.3410	0.3374	0.3571	0.3454	0.3640	0.3441	0.3468
W55	5488±177	0.3289	0.3341	0.3285	0.3494	0.3374	0.3571	0.3368	0.3410
W58	5843±177	0.3220	0.3280	0.3209	0.3425	0.3285	0.3494	0.3289	0.3341
W63	6275±255	0.3133	0.3214	0.3113	0.3350	0.3208	0.3444	0.3219	0.3296
W68	6785±255	0.3061	0.3145	0.3035	0.3272	0.3113	0.3350	0.3133	0.3214
W73	7320±280	0.3001	0.3072	0.2969	0.3191	0.3035	0.3272	0.3061	0.3145
W79	7900±300	0.2940	0.3000	0.29.3	0.3109	0.2969	0.3191	0.3001	0.3072
W86	8600±400	0.2895	0.2905	0.2830	0.3050	0.2895	0.3134	0.2950	0.2970

Notes 备注:

1. Color coordinates measurement allowance is ± 0.15 . 颜色坐标测量余量为 ± 0.15 .

Electro-Optical Characteristics Bin Limits 光电特性分选范围

Bin Range Of Luminous Flux 亮度等级(Unit:lm 单位:lm)

Bin Code 等级码	Min. 最小值	Max. 最大值	Condition 条件
L1	45	50	IF=50mA*3
L2	50	55	
L3	55	60	
L4	60	65	
L5	-	-	

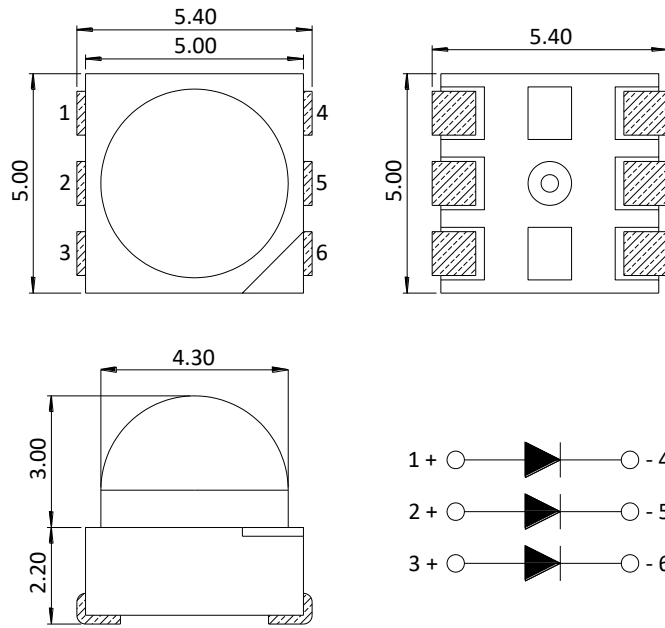
Bin Range Of Forward Voltage 正向电压等级(Unit:V 单位:V)

Bin Code 等级码	Min. 最小值	Max. 最大值	Condition 条件
V1	2.8	3.0	IF=50mA*3
V2	3.0	3.2	
V3	3.2	3.4	
V4	-	-	
V5	-	-	
V6	-	-	
V7	-	-	
V8	-	-	

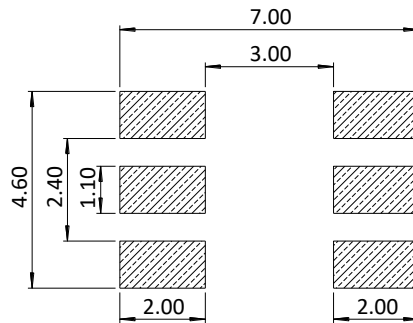
Notes备注:

- 1.Luminous Flux measurement tolerance: $\pm 10\%$. 亮度测量公差: $\pm 10\%$.
- 2.Wavelength measurement tolerance: $\pm 1\text{nm}$. 波长测量公差: $\pm 1\text{nm}$.
- 3.Forward voltage measurement tolerance: $\pm 0.1\text{V}$. 电压测量公差: $\pm 0.1\text{V}$.

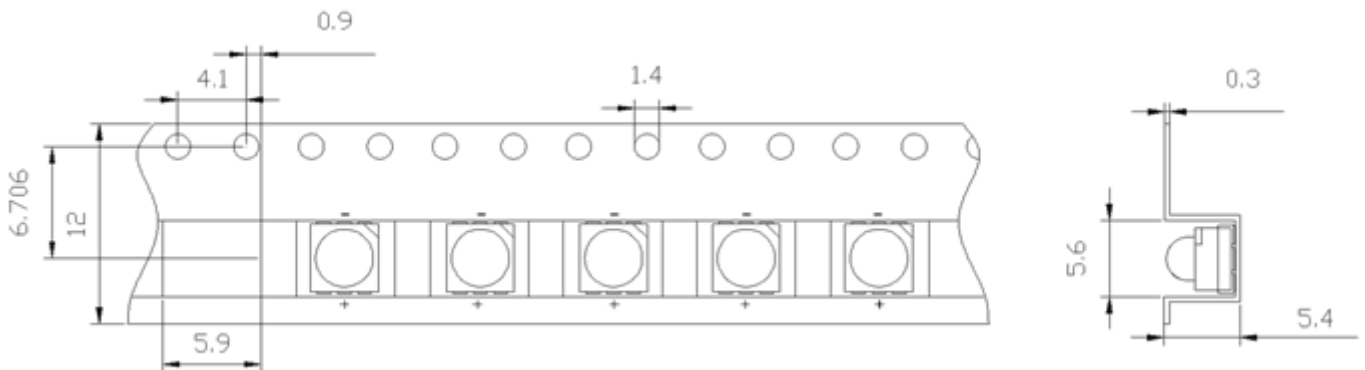
Package Dimension 封装尺寸 (Unit:mm,Tolerance: $\pm 0.20\text{mm}$ 单位:mm,公差: $\pm 0.20\text{mm}$)



Recommended Soldering Pad Design 推荐焊盘设计 (Unit:mm,Tolerance: $\pm 0.10\text{mm}$ 单位:mm,公差: $\pm 0.10\text{mm}$)



Carrier Tape Dimensions 载带尺寸 (Unit:mm,Tolerance: $\pm 0.10\text{mm}$ 单位:mm,公差: $\pm 0.10\text{mm}$)



● Loaded quantity 1000 pcs per reel. 每个卷轴装载1000个。

SMT Reflow Soldering Instructions 回流焊说明

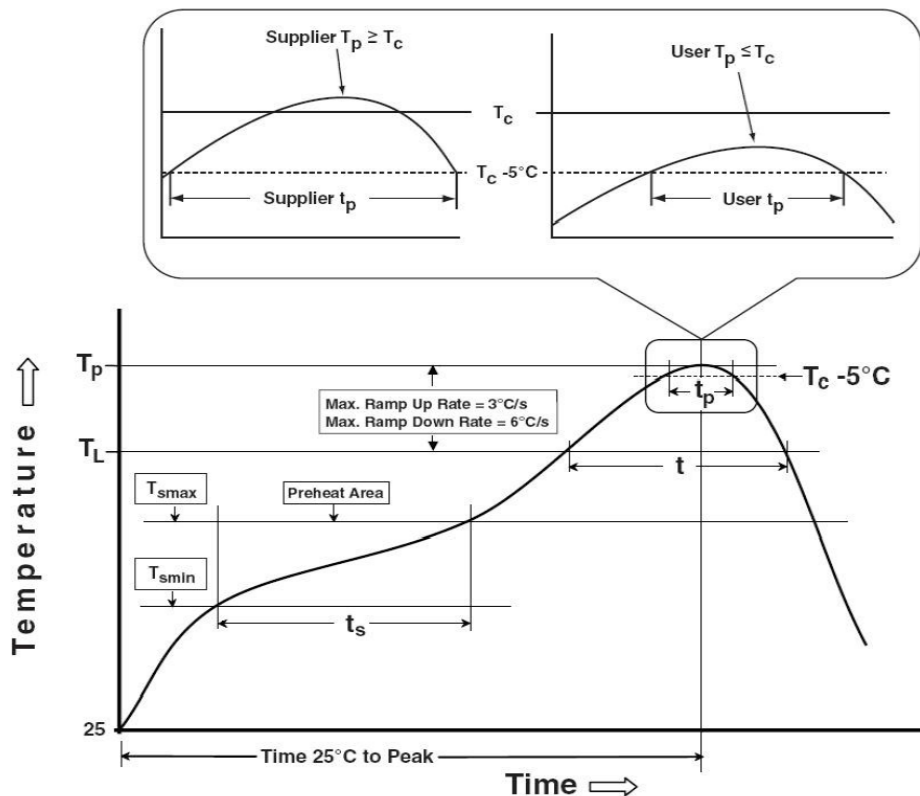
Profile Feature 配置文件特征	Sn-Pb Eutectic Assembly Sn-Pb 共晶组件	Pb-Free Assembly 无铅组件
Preheat & Soak 预热和浸泡	100°C	150°C
Temperature min (T _{smin})最低温度	150°C	200°C
Temperature max (T _{smax})最高温度	60-120 seconds 秒	60-120 seconds 秒
Time (T _{smin} to T _{smax}) (t _s)时间	-	-
Average ramp-up rate (T _{smax} to T _p)平均上升速率	3°C/second max 秒,最大	3°C/second max 秒,最大
Liquidous temperature (T _L)液体温度	183°C	217°C
Time at liquidous (t _L)流动时间	60-150 seconds 秒	60-150 seconds 秒
Peak temperature (T _p)*峰值温度	230°C ~235°C	255°C ~260°C
Classification temperature (T _c)分级温度	235°C	260°C
Time (t _p) within 5°C of the specified Classification temperature (T _c) 指定分级温度(T _c)5°C 范围内的时间(t _p)	20 seconds 秒	30 seconds 秒
Average ramp-down rate (T _p to T _{smax}) 平均下降速率	6°C/second max 秒,最大	6°C/second max 秒,最大
Time 25°C to peak temperature 25°C至峰值温度时间	8 minutes max 分钟,最大	8 minutes max 分钟,最

1. Tolerance for peak temperature (T_p) is defined as a supplier minimum and a user maximum.

峰值温度 (T_p) 的公差定义为供应商最小值和用户最大值。

2. Tolerance for time at peak temperature (t_p) is defined as a supplier minimum and a user maximum.

峰值轮廓温度下的时间公差 (t_p) 定义为供应商最小值和用户最大值。



Precautions 注意事项

1. Storage 储存：

- Moisture proof and anti-electrostatic package with moisture absorbent material is used, to keep moisture to a minimum.

防潮防静电包装采用吸湿材料,使水分保持在最低限度.

- Before opening the package, the product should be kept at 30°C or less and humidity less than 60% RH, and be used within a year.

打开包装前,产品应保持在 30°C 或以下,湿度小于 60%RH,并在一年内使用.

- After opening the package, the product should be stored at 30°C or less and humidity less than 10%RH. It is recommended that the product be operated at the workshop condition of 30°C or less and humidity less than 60%RH.

打开包装后,产品应储存在 30°C 或以下,湿度小于 10%RH 的环境中.建议在 30°C 及以下,湿度低于 60%RH 的车间条件下操作。

- If the moisture absorbent material has faded away or the LEDs have exceeded the storage time, baking treatment should be performed based on the following condition: (70±5) °C for 24 hours.

如果吸湿材料已经褪色或 LED 已经超过储存时间,则应根据以下条件进行烘烤处理: (70±5) °C,持续 24 小时.

2. Static Electricity 静电：

- Static electricity or surge voltage damages the LEDs. Damaged LEDs will show some unusual characteristics such as the forward voltage becoming lower, or the LEDs do not light at the low current. All devices, equipment and machinery must be properly grounded. At the same time, it is recommended that wrist bands or anti-electrostatic gloves, anti-electrostatic containers be used when dealing with the LEDs.

静电或浪涌电压会损坏 LED,损坏的 LED 将显示一些不寻常的特性,例如正向电压变低,或者 LED 在低电流下不亮.所有装置、设备和机械必须正确接地.同时,建议在处理 LED 时使用腕带或防静电手套、防静电容器.

3. Vulcanization 硫化：

- LED curing is due to sulfur being in bracket and the +1 price of silver in the chemical reaction generated Ag₂S in the process. It will lead to the capacity of reflecting of silver layer reducing, light color temperature drift and serious decline, seriously affecting the performance of the product. So we should take corresponding measures to avoid vulcanization, such as to avoid using sulphur volatile substances and keeping away from high sulphur content of the material.

LED 固化是由于硫的存在,在化学反应中生成 Ag₂S,导致银层的反射能力下降,光色温漂移和严重性能下降.因此,我们应该采取相应的措施避免硫化,比如避免使用挥发性硫化物,远离高硫含量的材料.

4. Handling Precautions 搬运注意事项：

- Handle the component along the side surfaces by using forceps or appropriate tools.

使用钳子或适当的工具沿着侧面处理部件.

- Do not directly touch or handle the epoxy resin lens surface. It may damage the internal circuitry.

请勿直接触摸或处理环氧树脂镜片表面,它可能会损坏内部电路.

- Do not stack together assembled PCBs containing exposed LEDs. Impact may scratch the epoxy resin lens or damage the internal circuitry.

不要将组装好的含有暴露LED的PCB堆叠在一起,撞击可能划伤环氧树脂透镜或损坏内部电路.