

SPECIFICATION

顾客名称 Customer	InterElcom	产品名称 Product	
顾客部品号 Customer No.		产品型号 Type	IE-3528Y-SB-BB-O



研究开发中心 Research & Development Center			客户 (加盖公章) Customer (Stamp)
批准 APPROVE	审核 CHECK	制定 DRAW	确认 CONFIRM
版本号 (Version NO): D2			
发放日期 (Release Date): 2014.02.08			

IE-3528Y-SB-BB-O

TOP Light Emitting Diode

技术数据表 Technical Data Sheet

本产品主要作为信号指示及照明的电子元件广泛应用于各类使用表面贴装结构的电子产品中。本产品也广泛用于各类室内外的装饰照明。

This product is generally used as indicator and luminary for electronic equipment .
And it also is widely used for indoor and outdoor decorative lighting.



◇ 特点及应用

Features and Application

特点 Features	应用 Application
<ul style="list-style-type: none">• 发光颜色：黄色 Emitting Color: Yellow• 封装材料：环氧树脂 Encapsulation: Resin• 焊接方法：无铅回流焊 Soldering methods: Pb-Free Reflow Soldering• 光强高，功耗低，可靠性好，寿命长 High Luminous Intensity ,Low Power Dissipation, Good Reliability and Long Life• 符合 ROHS Complied With ROHS Directive	<ul style="list-style-type: none">• 装饰照明 Decorative Lighting• 信号指示 Signal Indicator• 背景照明 Backlight

* 产品规格如因工艺改进而有所改变，恕不另行通知。

*The Specifications of the product may be modified for improvement without notice.

光电参数

Electro-Optical Characteristics

- ◇ 极限参数 (温度=25°C)
Absolute Maximum Ratings (Temperature=25°C)

参数名称 Parameter	符号 Symbol	数值 Rating	单位 Unit
正向电流 Forward Current	I_F	25	mA
正向脉冲电流* Pulse Forward Current*	I_{FP}	50	mA
反向电压 Reverse Voltage	V_R	5	V
工作温度 Operating Temperature	T_{OPR}	-30 ~ +85	°C
贮存温度 Storage Temperature	T_{stg}	-40 ~ +100	°C
功耗 Power Dissipation	P_D	65	mW

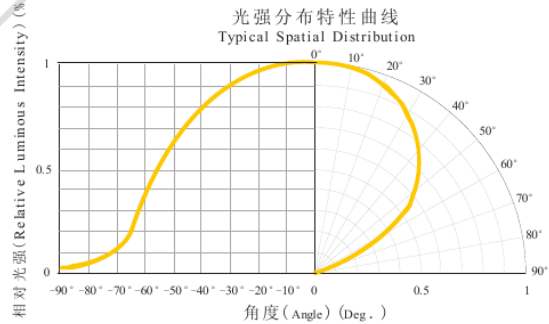
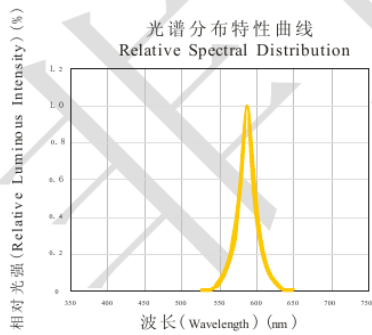
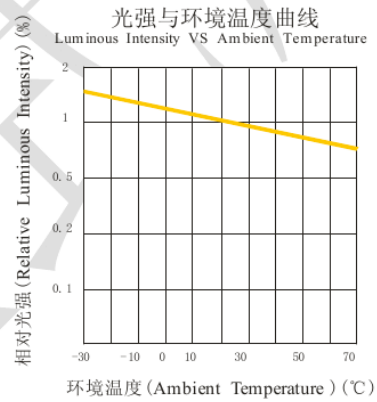
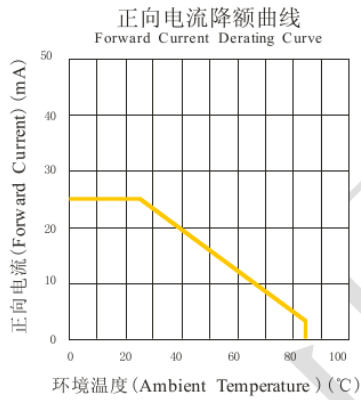
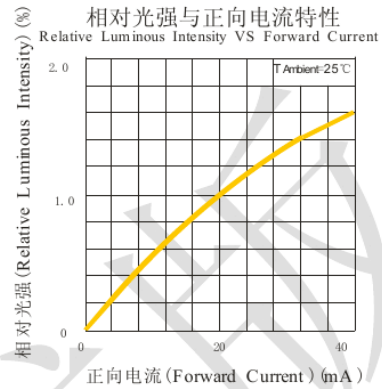
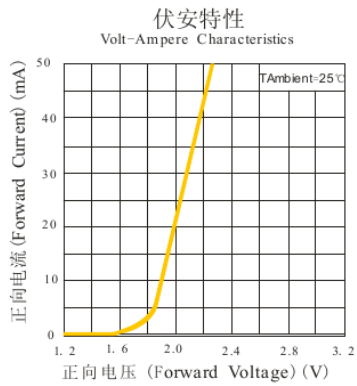
* 注: 脉冲宽度 $\leq 0.1ms$, 占空比 $\leq 1/10$ * Note: Pulse Width $\leq 0.1ms$, Duty $\leq 1/10$

- ◇ 光电参数 (温度=25°C)
Electro-Optical Characteristics (Temperature=25°C)

参数名称 Parameter	符号 Symbol	条件 Condition	最小值 Min.	典型值 Typ.	最大值 Max.	单位 Unit
反向电流 Reverse Current	I_R	$V_R=5V$			10	μA
正向电压 Forward Voltage	V_F	$I_F=20mA$	1.6	2.0	2.6	V
峰值波长 Peak Wavelength	λ_P			590		nm
主波长 Dominant Wavelength	λ_D		580	592	600	nm
半波宽度 Spectrum Radiation Bandwidth	$\Delta\lambda$			20		nm
光强 Luminous Intensity	I_V		590	785	1040	mcd
视角 View Angle	$2\theta_{1/2}$			110		deg.

典型特性曲线

Typical Characteristics Curves



可靠性试验

Reliability Test Items And Conditions

实验项目 Test Items	参考标准 Reference	实验条件 Test Conditions	时间 Time	样品数 Quantity	判据 Criterion
冷热冲击 Thermal Shock	MIL-STD-202G	-40℃(30min)←→100℃(30min)	循环 200 次 200 cycles	22	0/22
湿热循环 Temperature And Humidity Cyclic	JEITA ED-4701 200 203	25℃~65℃ , 90%RH 24hrs./1cycle	循环 10 次 10 cycles	22	0/22
高温储存 High Temperature Storage	JEITA ED-4701 200 201	Ta=100℃	1000h	22	0/22
低温储存 Low Temperature Storage	JEITA ED-4701 200 202	Ta=-40℃	1000h	22	0/22
高温高湿储存 High Temperature High Humidity Storage	JEITA ED-4701 100 103	Ta=60℃, RH=90%	1000h	22	0/22
常温寿命试验 Life Test	JESD22-A108D	Ta=25℃ I _F =20mA	1000h	22	0/22
高温寿命 High Temperature Life Test	JESD22-A108D	Ta=80℃ I _F =20mA	1000h	22	0/22
低温寿命 Low Temperature Life Test	JESD22-A108D	Ta=-40℃ I _F =20mA	1000h	22	0/22
高温高湿寿命 High Temperature High Humidity Life Test	JEITA ED-4701 100 102	Ta=60℃, RH=90% I _F =20mA	1000h	22	0/22
耐焊接热 Resistance to Soldering Heat	GB/T 4937, II, 2.2&2.3	Tsol*=(240±5)℃ 10secs.	2 次 2 times	22	0/22

失效判断标准 Criteria For Judging Damage

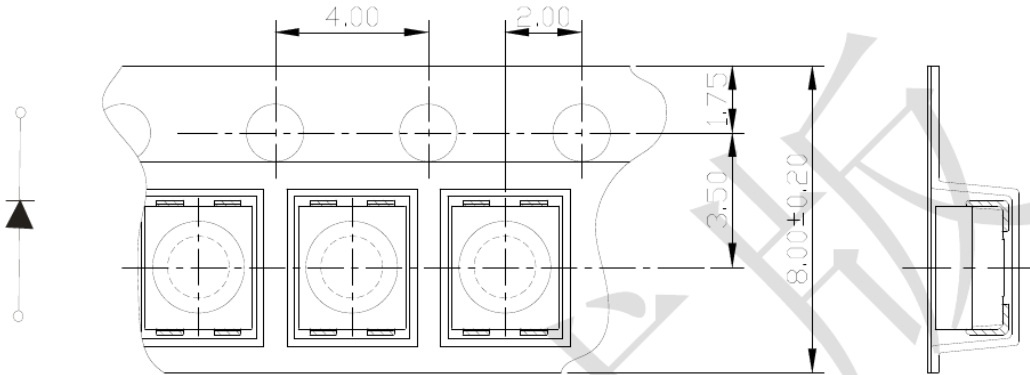
测试项目 Test Items	符号 Symbol	测试条件 Test Conditions	判定标准 Criteria For Judging Damage
正向电压 Forward Voltage	V _F	I _F = I _{FT}	初始值±10% Initial Data±10%
反向电流 Reverse Current	I _R	V _R = 5V	I _R ≤ 10μA
光强 Luminous Intensity	I _V	I _F = I _{FT}	平均 I _V 衰减 ≤ 30%, 单个 I _V 衰减 ≤ 50% Average I _V degradation ≤ 30%; Single LED I _V degradation ≤ 50%
耐焊接热 Resistance to Soldering Heat			材料无内部裂痕、无材料间爆裂、剥离、无死灯。 Material without internal cracks, no material between stripped, no deaded light.

* 注: Tsol-锡液温度; I_{FT}: 典型电流 * Note: Tsol-Temperature of tin liquid; I_{FT}: Typical current.

包装 (1)

Packaging (1)

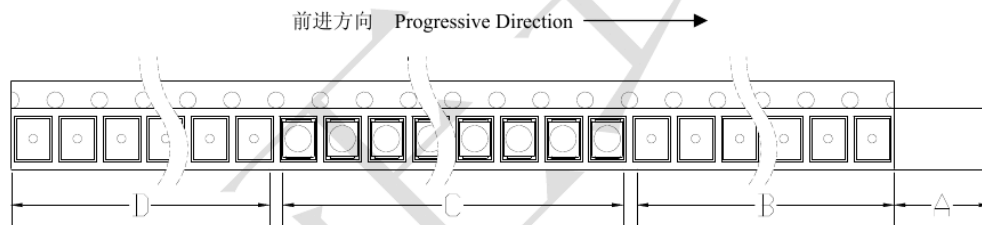
◇ 载带 Carrier Tape



单位: mm, 未注公差: ± 0.1 mm

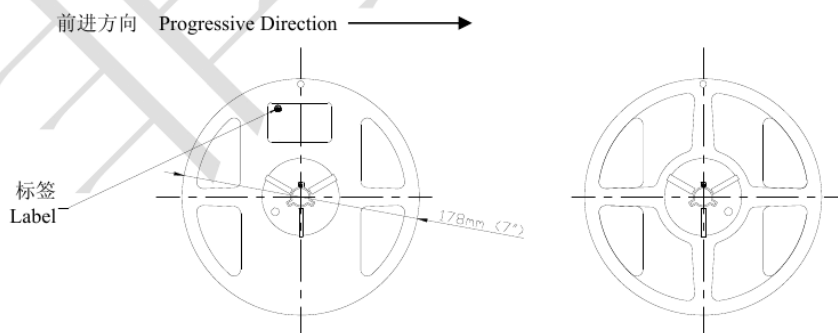
All dimensions in mm, tolerances unless mentioned is ± 0.1 mm.

◇ 编带细节 Details Of Carrier Tape



A: 盖带, 300 mm; B: 引导, 空带, 200mm; C: 编载产品 2000 只; D: 尾部, 空带, 200mm
 A: Top Cover Tape, 300mm; B: Leader, Empty, 200mm; C: 2000 Lamps Loaded; D: Trailer, Empty, 200mm.

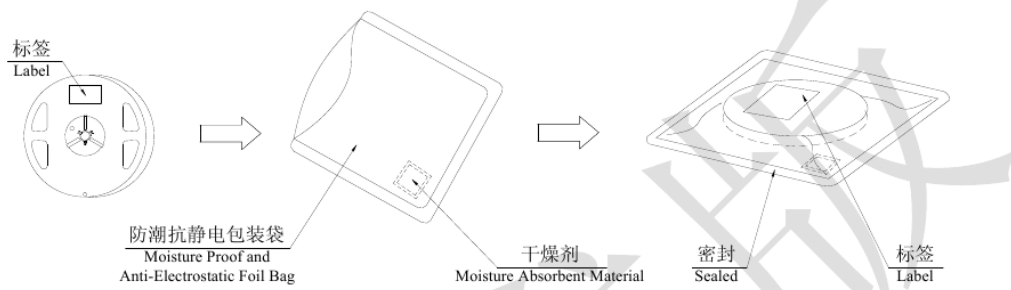
◇ 带盘 Reel Dimension



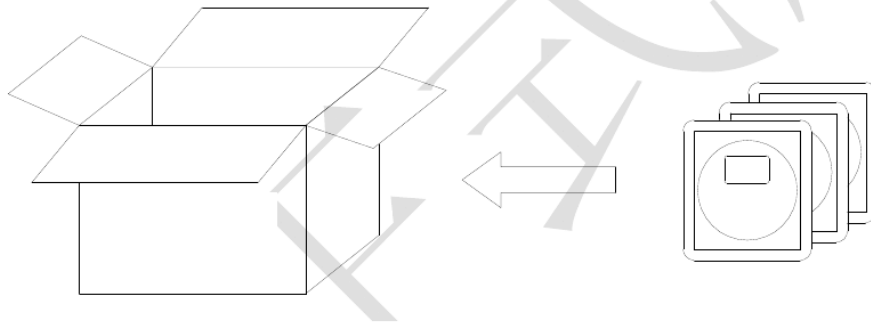
包装 (2)

Packaging (2)

◇ 防潮抗静电包装 Moisture Proof and Anti-Electrostatic Foil Bag



◇ 外包装箱 Cardboard Box



焊接指导 (1)

Guideline for Soldering (1)

1. 使用烙铁人手焊接

Hand Soldering

- 如使用手工焊接，建议使用小于25瓦的电烙铁，烙铁温度必须控制在315°C以下，焊接时间需控制在3秒钟之内，且每个电极只能焊接一次。

If manual soldering is used, the use of a soldering iron of less than 25W is recommended, and the temperature of the iron must be kept below 315°C, with soldering time within 2 seconds.

- 手工焊接时电烙铁不可触及SMD LED表面。

The epoxy resin of the SMD LED should not contact the tip of the soldering iron.

- 焊接期间，不可以对器件施加机械压力。

No mechanical stress be exerted on the resin portion of the tip of the soldering iron.

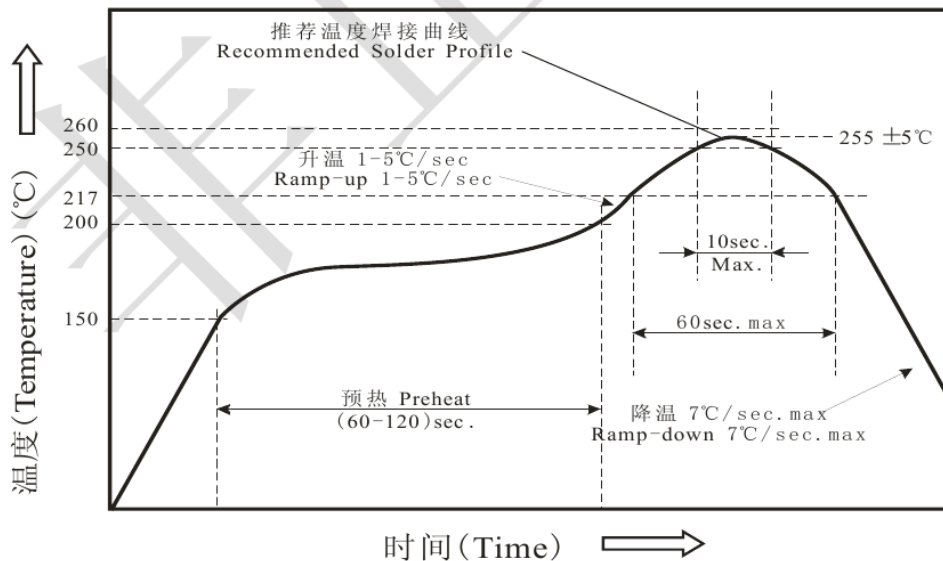
- 器件外部温度在40°C以下时，才可以对其进行处理。避免高温时操作对LED造成损伤。

Handing of the SMD LED should be done when the package has been cooled down to below 40°C or less.

This is to prevent LED failures due to thermal-mechanical stress during handing.

2. 回流焊接：推荐使用以下无铅回流焊接温度图进行。

Reflow Soldering: Use the conditions shown in the under Figure of Pb-Free Reflow Soldering.



焊接指导（2）

Guideline for Soldering (2)

- 回流焊接最多只能进行一次。
- Reflow soldering should not be done more than one time.
- 在回流焊接升温过程中，请不要对 LED 施加任何压力。
- Stress on the LEDs should be avoided during heating in soldering process.
- 在焊接完成后，待产品温度下降到室温之后，再进行其他处理。
- After soldering, do not deal with the product before its temperature drop down to room temperature.

3. 清洗：

Cleaning

- 在焊接后推荐使用酒精进行清洗，在温度不高于 30℃ 的条件下持续 3 分钟，不高于 50℃ 的条件下持续 30 秒。使用其他类似溶剂清洗前，请先确认使用的溶剂不会对 LED 的封装和环氧树脂部分造成损伤。
It is recommended that alcohol be used as a solvent for cleaning after soldering. Cleaning is to go under 30℃ for 3 minutes or 50℃ for 30 seconds. When using other solvents, it should be confirmed beforehand whether the solvents will dissolve the package and the resin or not.
- 超声波清洗也是有效的方法，一般最大功率不应超过 300W，否则可能对 LED 造成损伤。请根据具体的情况预先测试清洗条件是否会对 LED 造成损伤。
Ultrasonic cleaning is also an effective way for cleaning. But the influence of Ultrasonic cleaning on LED depends on factors such as ultrasonic power. Generally, the ultrasonic power should not be higher than 300W. Before cleaning, a pre-test should be done to confirm whether any damage to LEDs will occur.

* **注意：**此一般指导原则并不适用于所有 PCB 设计和焊接设备的配置。具体工艺受到诸多因素的影响，请根据特定的 PCB 设计和焊接设备来确定焊接方案。

* **Note:** This general guideline may not apply to all PCB designs and configurations of all soldering equipment. The technique in practice is influenced by many factors, it should be specialized base on the PCB designs and configurations of the soldering equipment.

使用注意事项（1）

Precautions (1)

1. 贮存:

- **Storage**

- 本产品使用密封防潮抗静电袋包装，并附有干燥剂。

Moisture proof and anti-electrostatic package with moisture absorbent material is used, to keep moisture to a minimum.

- 开封前，产品须存放在温度不高于 30℃，湿度不高于 60%RH 的环境中，存放期限为 2 个月。

Before opening the package, the product should be kept at 30℃ or less and humidity less than 60% RH, and be used within 2 months.

- 开封前，需检查包装袋是否漏气。

Before opening the sealed bag, please check whether or not the bag leaked air.

- 使用前建议先烘烤，烘烤条件：(80±5)℃，持续 12h；若已漏气必须烘烤，烘烤条件：(80±5)℃，持续 24h。

We suggest baking before using , baking condition: (80±5)℃ for 12 hours. If the bag has leaked air ,baking is required., baking condition: (80±5)℃ for 24 hours.

- 贴片前产品需存放于<30℃，<60%RH 环境中，并于 2h 内用完（特指过回流炉），若存放于<30℃，<10%RH 环境干燥柜中，存放时间可延长至 24h。

Before soldering the product must be stored under the condition <30℃ and <60%RH. Under these conditions the SMD LEDs must be used(subject to reflow) in 2 hours. If the product is stored under the condition <30℃ and <10%RH ,the storage time can be extended to 24 hours.

- 存储不当造成产品受潮的，需再次烘烤处理，烘烤条件如上。

Re-baking is required when exceeding the specified time. Baking condition is as above.

2. 静电:

Static Electricity

- 静电和电涌会导致产品特性发生改变，例如正向电压降低等，如果情况严重甚至会损毁产品。所以在使用时必须采取有效的防静电措施。

Static electricity or surge voltage damages the LEDs. Damaged LEDs will show some unusual characteristics such as the forward voltage becomes lower, or the LEDs do not light at the low current. even not light. That's why we should do some anti-static precautions when using the SMD LEDs.

- 所有相关的设备和机器都应该正确接地，同时必须采取其他防止静电和电涌的措施。

使用注意事项（2）

Precautions (2)

All devices, equipment and machinery must be properly grounded, at the same time we should take measures to prevent anti-static and voltage surge.

- 使用防静电手环，防静电垫子，防静电工作服、工作鞋、手套，防静电容器，都是有效的防止静电和电涌的措施。

At the same time, it is recommended that wrist bands or anti-electrostatic gloves, anti-electrostatic containers be used when dealing with the LEDs.

3. 设计建议:

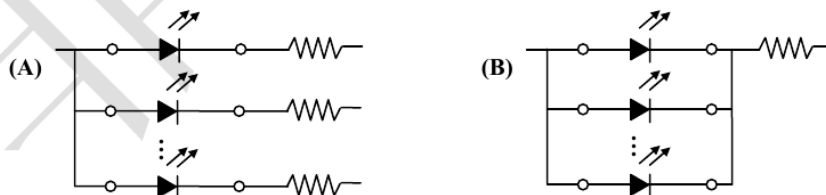
Design Consideration

- 设计电路时，通过 LED 的电流不能超过规定的最大值，同时，还需使用保护电阻，否则，微小的电压变化将会引起较大的电流变化，可能导致产品损毁。

In designing a circuit, the current through each LED must not exceed the absolute maximum rating specified for each LED. In the meanwhile, resistors for protection should be applied, otherwise slight voltage shift will cause big current change, burn out may happen.

- 建议使用以下（A）电路，该电路能够很好的调节通过每个 LED 的电流；不推荐使用（B）电路，该电路在持续的电压驱动下，LED 的正向电压（ V_F ）发生变化，电流会随之而发生变化，可能使某些 LED 承受高于规定的电流值。

It is recommended to use Circuit A which regulates the current flowing through each LED rather than Circuit B. When driving LEDs with a constant voltage in Circuit B, the current through the LEDs may vary due to the variation in Forward Voltage (V_F) of the LEDs. In the worst case, some LED may be subjected to stresses in excess of the Absolute Maximum Rating.



- LED 的特性容易因为自身的发热和环境的温度的改变而发生改变。温度的升高会降低 LED 的发光效率、影响发光颜色等，所以在设计时应充分考虑散热的问题。

使用注意事项（3）

Precautions (3)

Thermal Design is paramount importance because heat generation may result in the Characteristics decline, such as brightness decreased, Color changed and so on. Please consider the heat generation of the LEDs when making the system design.

4. 反压保护

Reverse voltage protection

- 通常 LED 的反向漏电流都很小，不会影响正常使用。如果 LED 长期遭受超过其所能承受的反向电压冲击时，LED 会被损伤，反向漏电流会迅速变大，引起显示屏零灰度下串光的发生。在设计中，要注意控制反向电压，建议加在 LED 上的反向电压值不超过 10V。

In generally the reverse current of LED is very small, it can't effect using the component normally, but when it often suffered the reverse voltage which exceed the limits of the component than it will be damaged, the reverse current increases rapidly causing the string light display grayscale so when designing , please pay attention to control the reverse voltage we suggest the reverse voltage less than 10V.

5. 温度保护：

The safe temperature for LEDs working

- LED 在高温条件下，衰减会加速，本身应力也会增大，若长期处于高温环境下，极容易出现失效。对于高密度排列使用的情况，建议在使用过程中灯面温度不超过 55℃，灯脚温度不超过 75℃。

The high temperature will make the LEDs' Luminous Intensity decreased radically, if LEDs worked in hot environment for a long time, they will be disabled easily. When LEDs are working in a closed array, we suggest that the LEDs' surface temperature should be lower than 55℃ and the legs' temperature should be lower than 75℃.

6. 其他事项：

Others

- 直接用手拿取产品不但会污染封装树脂表面，也可能由于静电等因素导致产品性能的改变。过度的压力也可能直接影响封装内部的管芯和金线，因此请勿对产品施加过度压力，特别当产品处于高温状态下，例如在回流焊接过程中。

When handling the product, touching the encapsulation with bare hands will not only contaminate its surface, but also affect on its optical characteristics. Excessive force to the encapsulation might result in catastrophic failure of the LEDs due to die breakage or wire deformation. For this reason, please do not put excessive stress on LEDs, especially when the LEDs are heated such as during Reflow Soldering.

使用注意事项（4）

Precautions (4)



- LED 的环氧树脂封装部分相当脆弱，请勿用坚硬、尖锐的物体刮、擦封装树脂部分。在用镊子夹取的时候也应当小心注意。

The epoxy resin of encapsulation is fragile, so please avoid scratch or friction over the epoxy resin surface. While handling the product with tweezers, do not hold by the epoxy resin, be careful.