

Specification for Approval

(Customer Name) : _____

(Product ID) : IE-5E34E13D-1B1-RR4-TP _____

(Product Model) : _____

(Product Specifications) : **546 Oval Red Tinted Diffused LED** _____

(Date) : _____

(Customer acknowledges that)

(Peng Yuan Optoelectronics)

Approved

Audit

Confirm

Business

Engineering

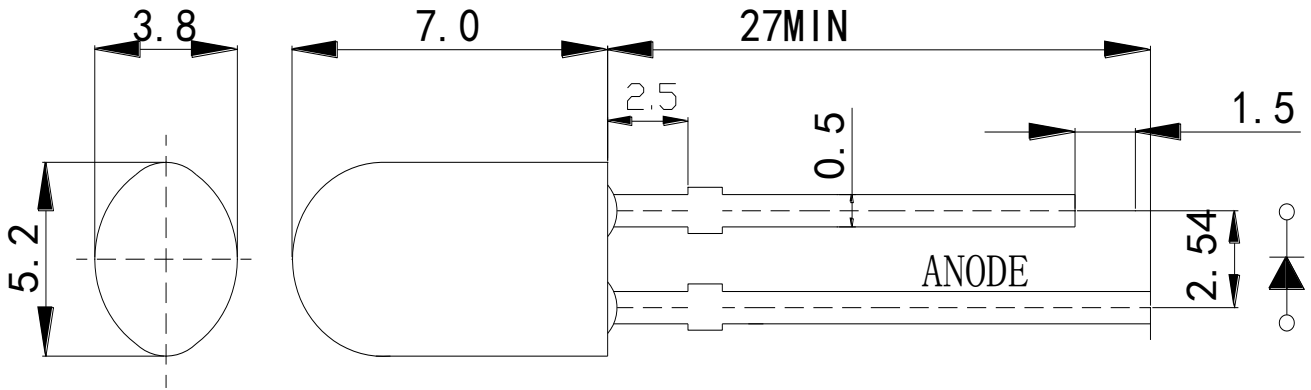
Make

(Customer acknowledges that) : Qualified Failure

(Customer feedback) :

Product Model:

Dimensions: Unit:mm [inch]



UNIT : mm

(Notes:)

1. All dimension units are millimeters.
2. All dimension tolerance is $\pm 0.05\text{mm}$ unless otherwise noted.
3. An epoxy meniscus may extend about 1.5mm down the leads
4. 30u" min 80 u" min
5. $\pm 0.12\text{mm}$

LED Chip		Lens
Material	Emitting Color	Color
AllInGaP	Red	Red Tinted Diffused

Product Mode I:**Absolute Maximum Ratings at (Ta = 25°C)**

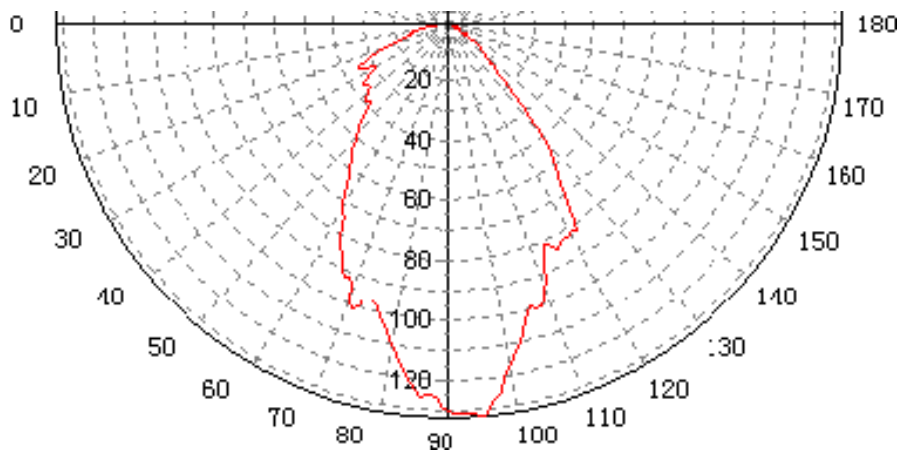
ITEMS	SYMBOL	ABSOLUTE MAXIMUM RATING	UNIT
Forward Current	IF	50	mA
Peak Forward Current	IFP	20	mA
Continuous Forward Current	IL	20	mA
Reverse Voltage	VR	5	V
Power Dissipation	PD	60	mW
Operation Temperature	Topr	-40 ~ +80	°C
Storage Temperature	Tstg	-40 ~ +80	°C
Lead Soldering Temperature	Tsol		

Typical Electrical & Optical Characteristics (Ta = 25°C)

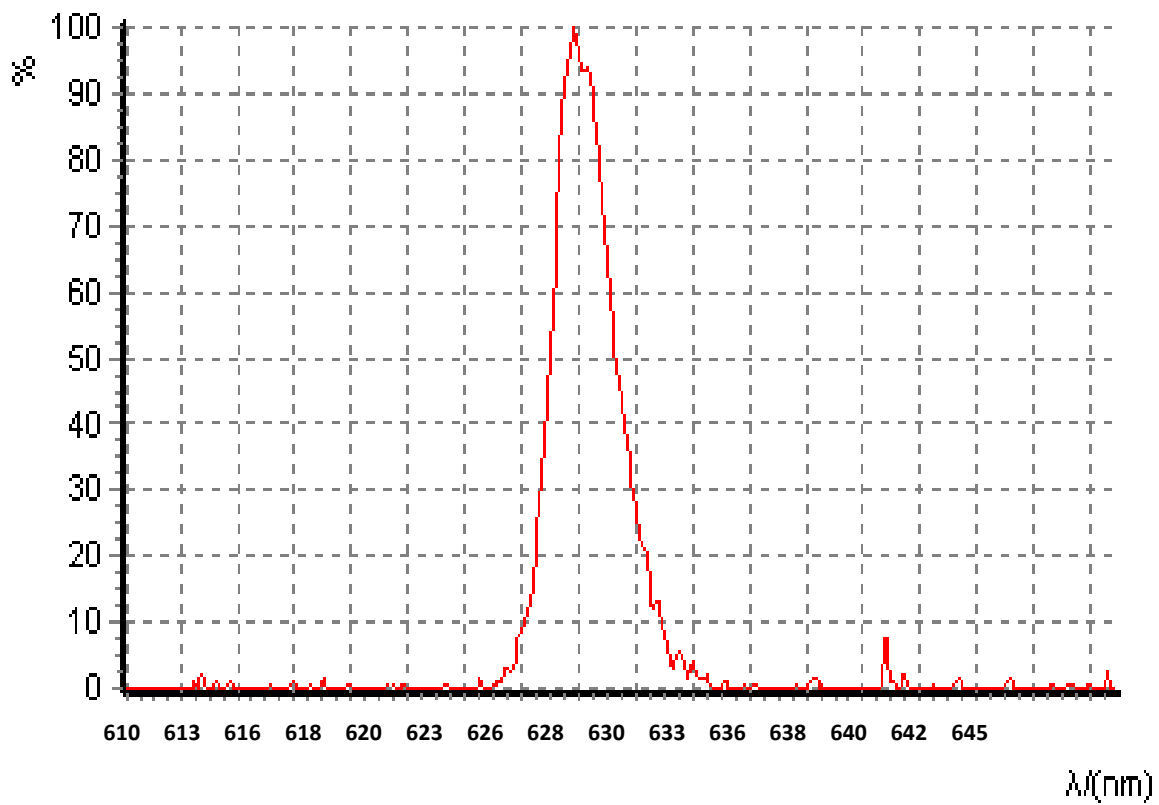
ITEMS	Symbol	Test Condition	Min.	Typ.	Max.	Unit
Luminous Intensity	Iv	IF=20mA	2200	---	3000	mcd
Forward Voltage	IF	IF=20mA	1.8	---	2.2	V
Peak Wavelength	λP	IF=20mA	---	---	---	nm
Dominant Wavelength	λD	IF=20mA	625	---	630	nm
Viewing Angle	2 θ 1/2	IF=20mA	---	40°×100°	---	Deg
Luminous flux	Iv	IF=20mA	---	---	---	LM
Color Rendering Index Calculation	Spm	X	---	---	---	---
	Spm	Y	---	---	---	---
Color Temperature	TC	IF=20mA	---	---	---	K

Product Mode I:

Spatial
Distribution



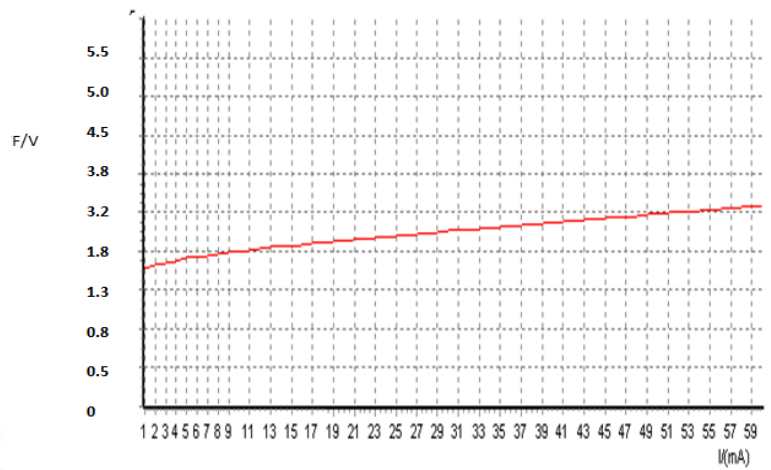
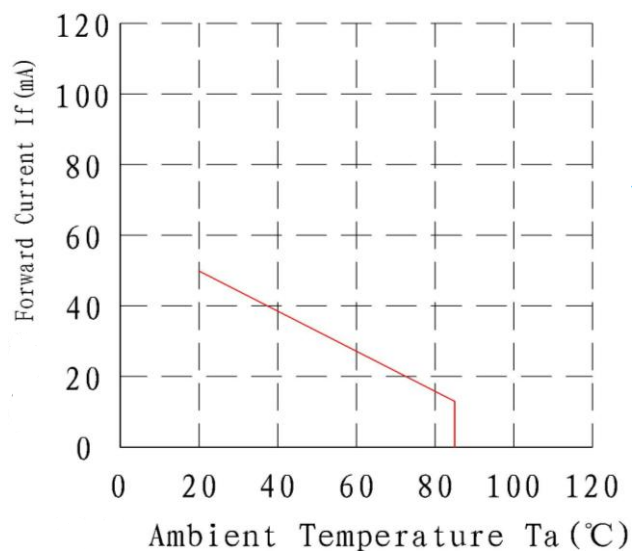
Relative Spectral Distribution
Curve



Product Mode I:

Typical Optical/Electrical Characteristics Curves ($T_a=25^\circ\text{C}$ Unless Otherwise Noted)

Current-Voltage Curve



Current-Luminous intensity Curve

