

Specification for Approval

(Customer Name): _____

(Product ID): IE-5E46A13D-1B-A04 _____

(Product Model): _____

(Product Specifications): **546 Oval Green Tinted Diffused LED** _____

Date): _____

(Customer acknowledges that)

(Peng Yuan Optoelectronics)

Approved

Audit

Confirm

Business

Engineering

Make

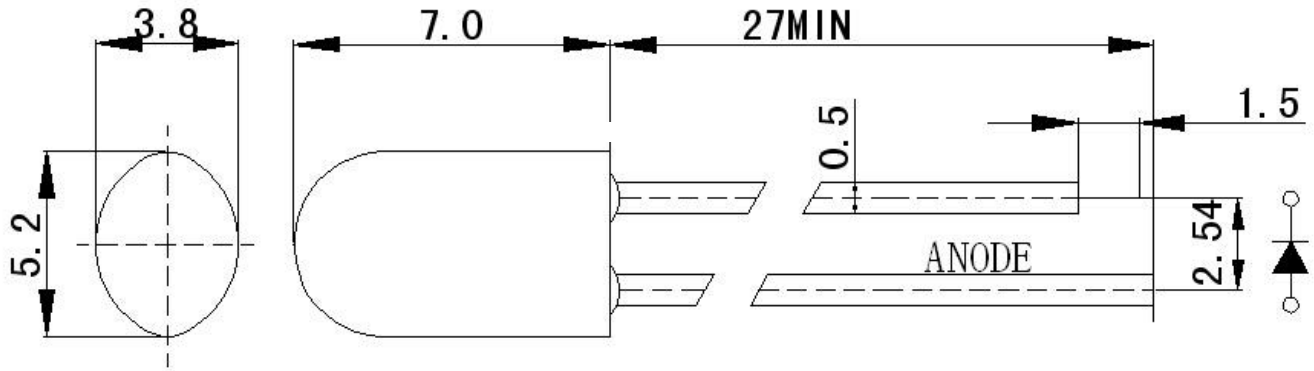
(Customer acknowledges that): Qualified

Failure

(Customer feedback):

Product Model:

Dimensions: Unit: mm [inch]



UNIT : mm

(Notes:)

1. All dimension units are millimeters.
2. All dimension tolerance is $\pm 0.05\text{mm}$ unless otherwise noted.
3. An epoxy meniscus may extend about 1.5mm down the leads
4. $30\text{u}''$ min $80\text{u}''$ min
5. $\pm 0.12\text{mm}$

LED Chip		Lens Color
Material	Emitting Color	
InGaN	Orange	Orange Tinted Diffused

Product Mode I:

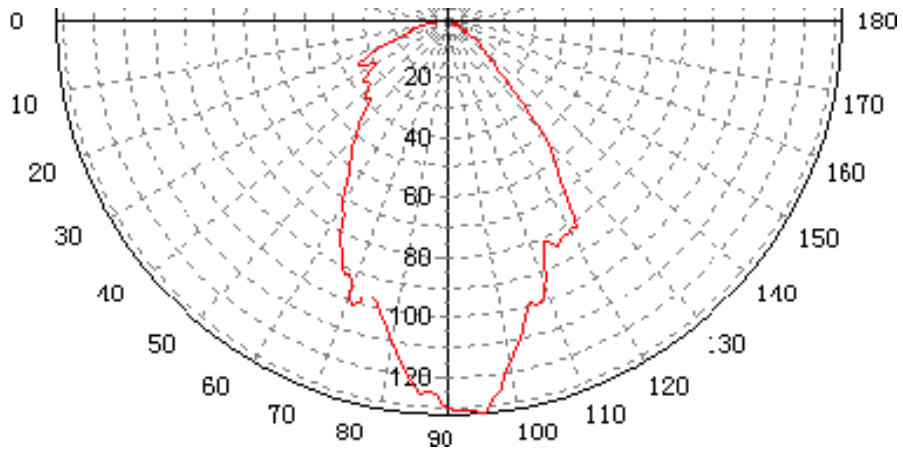
Absolute Maximum Ratings at (Ta = 25°C)

ITEMS	SYMBOL	ABSOLUTE MAXIMUM RATING	UNIT
Forward Current	IF	50	mA
Peak Forward Current	IFP	20	mA
Continuous Forward Current	IL	20	mA
Reverse Voltage	VR	5	V
Power Dissipation	PD	60	mW
Operation Temperature	Topr	-40 ~ +80	°C
Storage Temperature	Tstg	-40 ~ +80	°C
Lead Soldering Temperature	Tsol	Please kindly refer to more details in attached files	

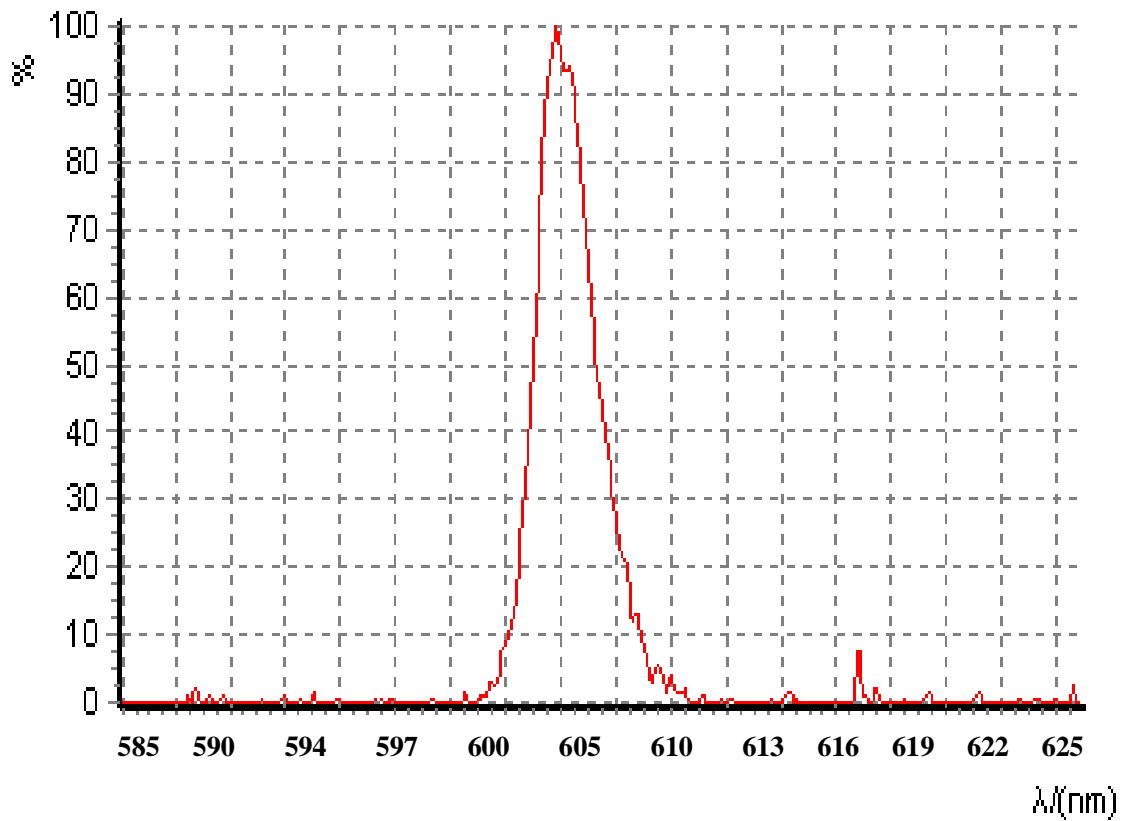
Typical Electrical & Optical Characteristics (Ta = 25°C)

ITEMS	Symbol	Test Condition	Min.	Typ.	Max.	Unit
Luminous Intensity	Iv	IF=20mA	2000	---	3000	mcd
Forward Voltage	IF	IF=20mA	2.0	---	2.5	V
Peak Wavelength	λP	IF=20mA	---	---	---	nm
Dominant Wavelength	λD	IF=20mA	600	---	610	nm
Viewing Angle	2θ1/2	IF=20mA	---	90/50	---	Deg
Luminous flux	Iv	IF=20mA	---	---	---	LM
Color Rendering Index Calculation	Spm	X	---	---	---	---
	Spm	Y	---	---	---	---
Color Temperature	TC	IF=20mA	---	---	---	K

Product Mode I:
Spatial Distribution

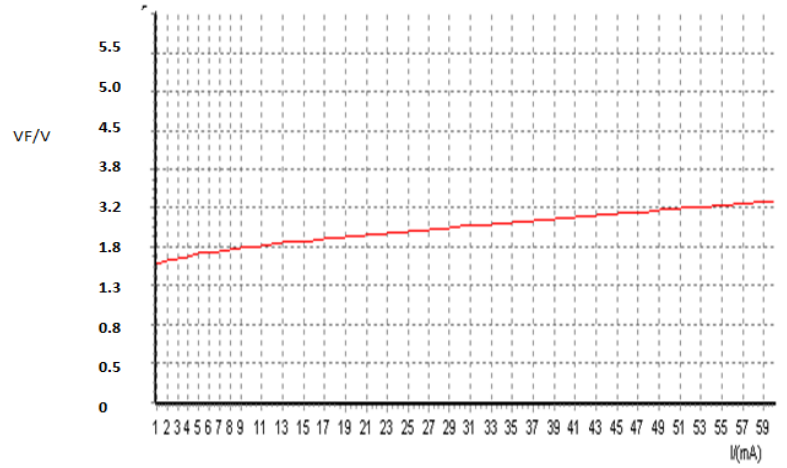
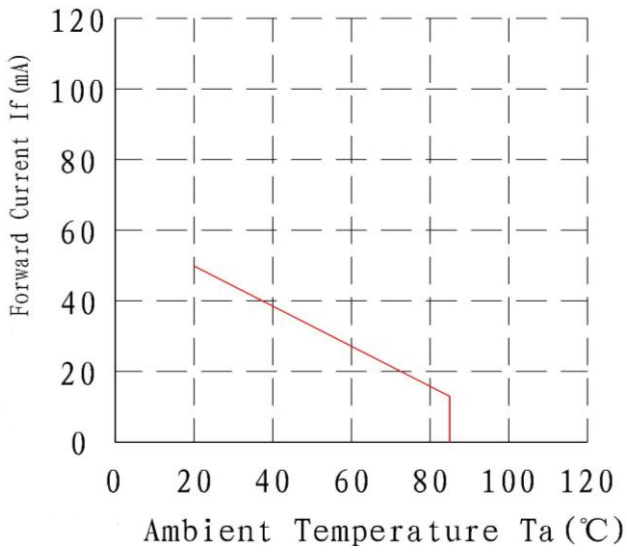


Relative Spectral Distribution Curve



Product Mode I:

Typical Optical/Electrical Characteristics Curves (Ta=25°C Unless Otherwise Noted)



Current-Luminous intensity Curve

