

Specification for approval

(CUSTOMER P/N): IE-1R-10361N

(DESCRIPTION):

(DATE): 2014 12 23

Type :
IE-1R-10361N



■ **FEATURES:**

- High intensity and reliability
- High quality, Low power requirement and low cost
- IC compatible , Easy assembly
- Meet RoHS EU Directive
- ESD 2000V (HMB)

■ **DESCRIPTION:**

- 0.36
0.36 Inch Single Digits Display
- Common Anode
- Black face, white segment
- Lighting Color:
1、 RED
2、
3、
4、
5、
- 1、 ALGAINP
2、
3、
4、
5、

Type :
IE-1R-10361N



■ **ABSOLUTE MAXIMUM RATINGS AT T_a=25°C:**

PARAMETER	SYMBOL	RED	UNIT
Power Dissipation Per Segment	PAD	50	mw
Reverse Voltage Per Segment	VR	5	V
Continuous Forward Current Per Segment	IAF	20	mA
Peak Forward Current Per Segment(Duty-0.1,1KHz)	IPF	60	mA
Operating Temperature Range	TOPr	-20°C to 80°C	
Storage Temperature Range	Tstg	-30°C to 85°C	
Lead Soldering Temperature 260°C at 1.6mm From Body for 3 second			

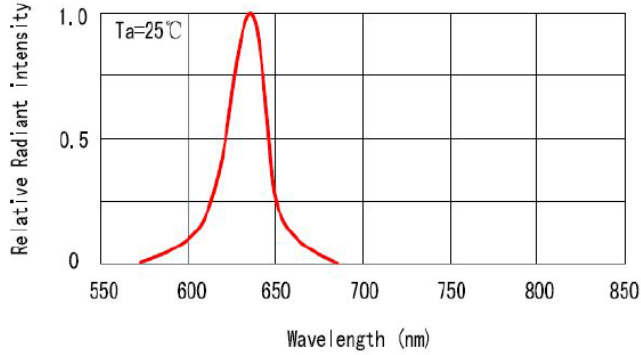
■ **ELECTRICAL/OPTICAL CHARACTERISTICS AT T_a=25°C:**

PARAMETER	SYMBOL	TEST CONDITION	Color	MIN	TYP	MAX	UNIT
Forward Voltage ,Per Segment	VF	IF=20mA	RED	1.9	2	2.5	V
Reverse Current , Per Segment	IR	VR=5V	RED			50	μA
Peak Emission Wavelength	λp	IF=20mA	RED	630	633	637	nm
Luminous Intensity Per Segment	IV	IF=20mA	RED	23	25	28	mcd

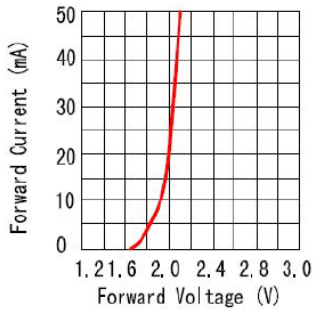
Type :
IE-1R-10361N



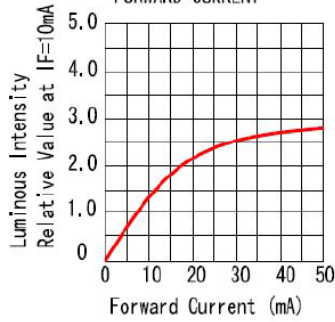
RELATIVE INTENSITY VS. WAVELENGTH



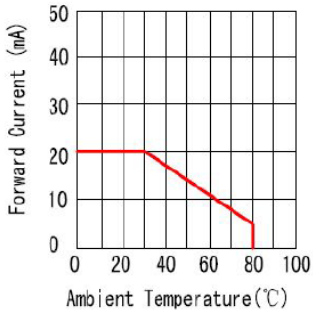
FORWARD CURRENT VS. FORWARD VOLTAGE



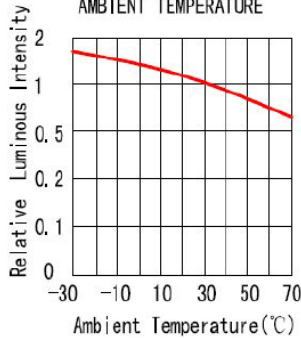
LUMINOUS INTENSITY VS. FORWARD CURRENT



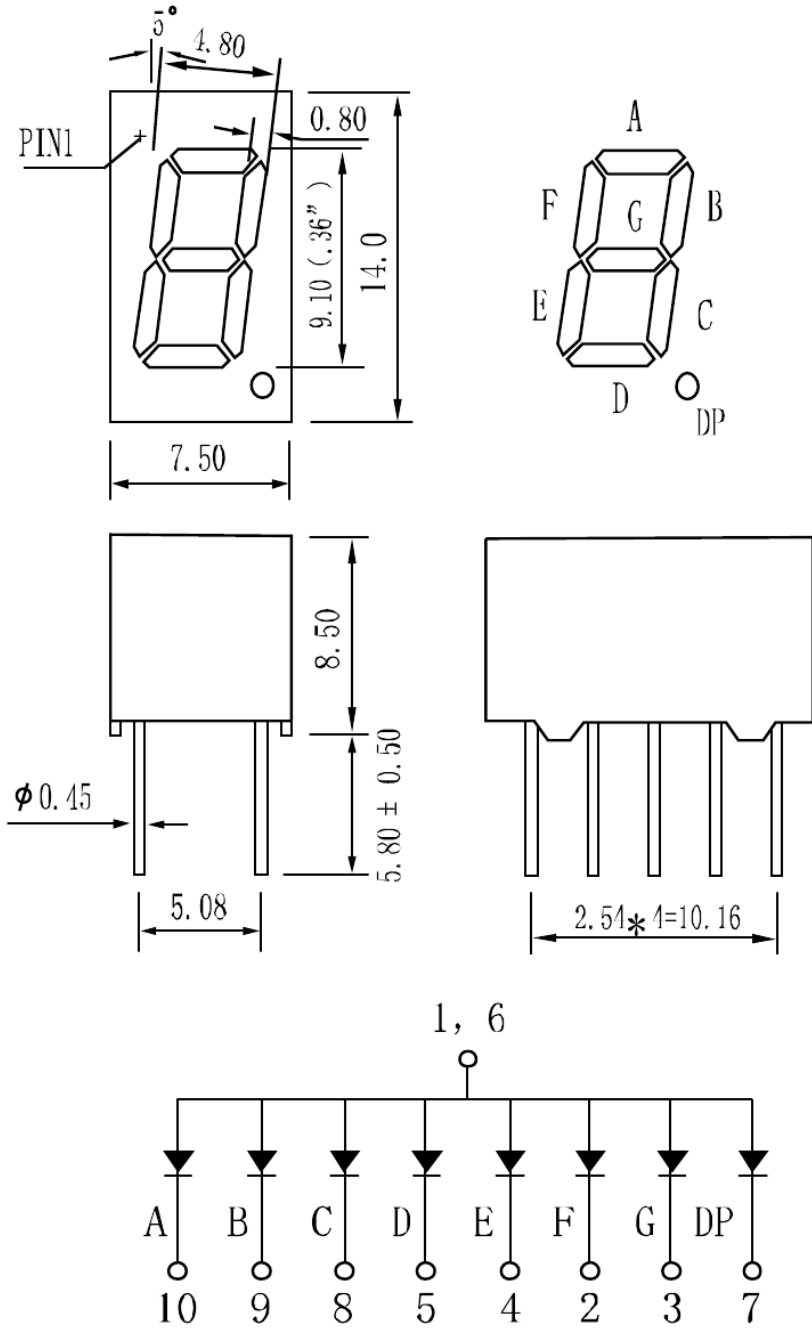
ALLOWABLE FORWARD CURRENT AMBIENT TEMPERATURE



LUMINOUS INTENSITY VS. AMBIENT TEMPERATURE



Type :
IE-1R-10361N



NOTES : 1. All dimensions are in millimeters. (inches)

2. Tolerance is $\pm 0.25(0.010)$ unless otherwise specified.