

Device Number: _____

REV: 1.0

4.1*5.0mm Elliptical Wide Angle LED Lamps

Model No.: IE-5E4KW64W-1B-B10-C

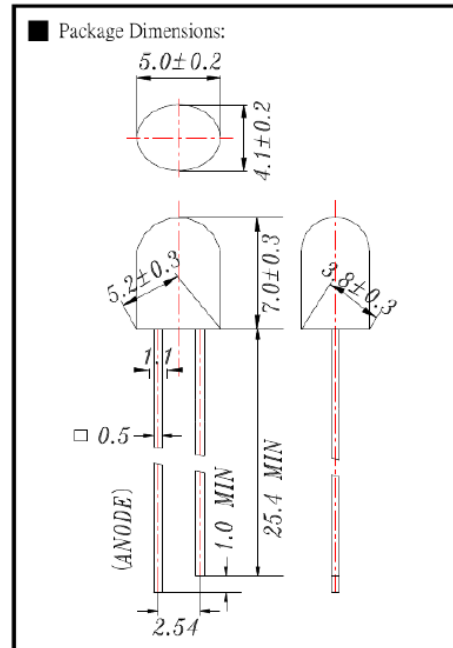
Page: 1/4

■ Features :

- High radiant intensity
- Choice of various viewing angles
- Reliable and robust

■ Descriptions :

- The series is specially designed for applications requiring higher brightness.
- The led lamps are available with different colors, intensities epoxy colors, etc.



- Notes:**
1. All dimensions are in millimetres
 2. An epoxy meniscus may extend about 1.5mm(0.059") down to the lead.
 3. Tolerances unless Dimension ± 0.25 mm.

PART NO.	Chip		Lens Color
	Material	Emitted Color	
IE-5E4KW64W-1B-B10-C	InGaN	White	White Diffused

Device Number: _____

REV: 1.0

4.1*5.0mm Elliptical Wide Angle LED Lamps

Model No.: IE-5E4KW64W-1B-B10-C

Page: 2/4

■ Absolute Maximum Ratings at Ta = 25°C

Parameter	Symbol	Rating	Unit
Forward Current	IF	25	mA
Operating Temperature	Topr	-40 to +85	°C
Storage Temperature	Tstg	-40 to +100	°C
Electrostatic Discharge	ESD	6000	V
Soldering Temperature	Tsol	260 ± 5	°C
Power Dissipation	Pd	120	mW
Peak Forward Current	IF(Peak)	120	mA
Reverse Voltage	VR	5	V

Note: *1:IFP Conditions --Pulse Width ≤ 1msec and Duty ≤ 1/10.

*2:Soldering time ≤ 5 seconds.

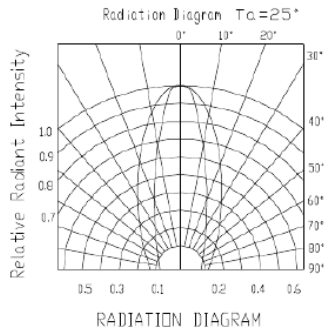
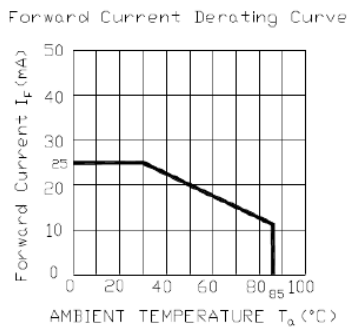
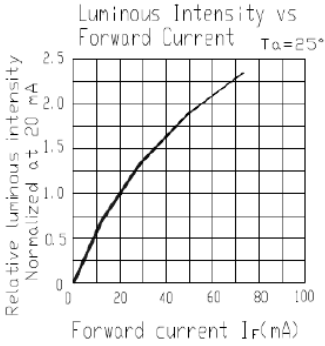
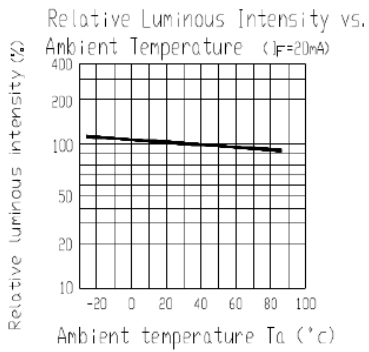
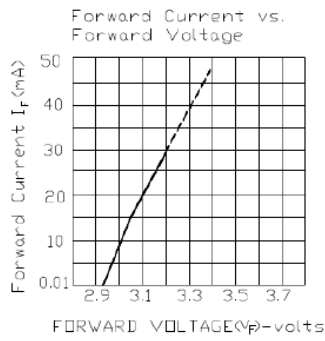
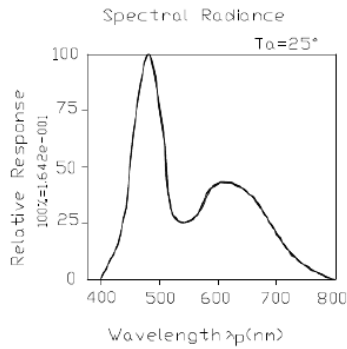
Electro-Optical Characteristics (Ta=25°C)

Parameter	Symbol	Condition	Min.	Typ.	Max.	Unit
Forward Voltage	VF	IF= 20 mA	/	2.9	3.6	V
Reverse Current	IR	VR= 5 V	/	/	10	μA
Luminous Intensity	Iv	IF= 20 mA	5000	6500	/	med
Viewing Angle	2θ 1/2	IF= 20 mA	/	(X)45 (Y)25	/	deg
Chromaticity Coordinates	X	IF= 20 mA	/	0.30	/	
	Y	IF= 20 mA	/	0.30	/	

4.1*5.0mm Elliptical Wide Angle LED Lamps

Model No.: IE-5E4KW64W-1B-B10-C

■ Typical Electro-Optical Characteristic Curves:



Device Number: _____

REV: 1.0

4.1*5.0mm Elliptical Wide Angle LED Lamps

Model No.: IE-5E4KW64W-1B-B10-C

Page: 4/4

■ Reliability test items and conditions:

NO	Item	Test Conditions	Test Hours/Cycle	Sample	Ac/Re
1	Solder Heat	TEMP : 260°C ± 5 °C	10 SEC	76 PCS	0/1
2	Temperature Cycle	H : +100°C 15min § 5 min L : -40°C 15min	300 CYCLES	76 PCS	0/1
3	Thermal Shock	H : +85°C 5min § 10 sec L : -10°C 5min	300 CYCLES	76 PCS	0/1
4	High Temperature Storage	TEMP : 100°C	1000 HRS	76 PCS	0/1
5	Low Temperature Storage	TEMP : -40°C	1000 HRS	76 PCS	0/1
6	DC Operating Life	TEMP : 25°C IF = 20mA	1000 HRS	76 PCS	0/1
7	High Temperature/ High Humidity	85°C / 85% RH	1000 HRS	76 PCS	0/1