

Specification for approval

CUSTOMER P/N : IE-57R-223N

DATE : 2012 10 19

Type :
IE-57R-223N



■ **FEATURES:**

- High intensity and reliability
- High quality, Low power requirement and low cost
- IC compatible , Easy assembly
- Meet RoHS EU Directive
- ESD 2000V

■ **DESCRIPTION:**

- 2.3" 5x7 Dot Matrix Display
- Common Cathode
- Black face, white segment
- Lighting Color:

1、 RED

2、

3、

4、

5、

- Chips Materials

1、 AlGaInP

2、

3、

4、

5、

Type :
IE-57R-223N



■ (Ta: 25°C) ABSOLUTE MAXIMUM RATINGS AT Ta=25°C :

PARAMETER	SYMBOL	RED	UNIT
Power Dissipation Per Segment	PAD	50	mw
Reverse Voltage Per Segment	VR	5	V
Continuous Forward Current Per Segment	IAF	20	mA
Peak Forward Current Per Segment(Duty-0.1,1KHz)	IPF	60	mA
Operating Temperature Range	TOPr	-20°C to 80°C	
Storage Temperature Range	Tstg	-30°C to 85°C	
Lead Soldering Temperature 260°C at 1.6mm From Body for 3 second			

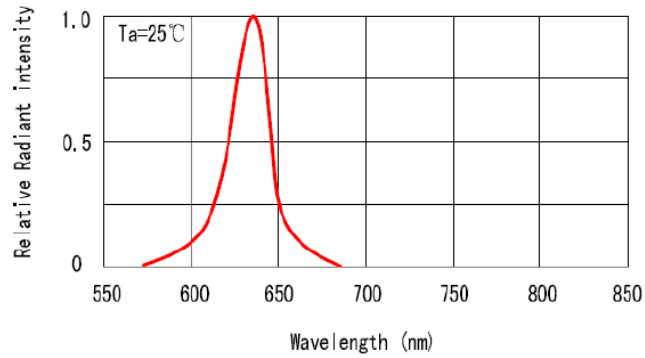
■ (Ta: 25°C) ELECTRICAL/OPTICAL CHARACTERISTICS AT Ta=25°C :

PARAMETER	SYMBOL	TEST CONDITION	Color	MIN	TYP	MAX	UNIT
Forward Voltage ,Per Segment	VF	IF=20mA	RED	1.9	2	2.5	V
Reverse Current , Per Segment	IR	VR=5V	RED			50	μA
Peak Emission Wavelength	λp	IF=20mA	RED	630	633	637	nm
Luminous Intensity Per Segment	IV	IF=20mA	RED	23	25	28	mcd

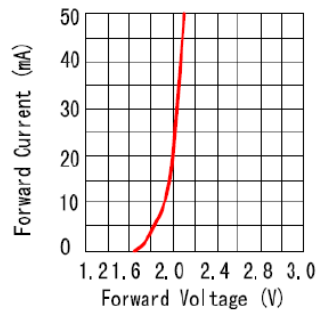
Type :
IE-57R-223N



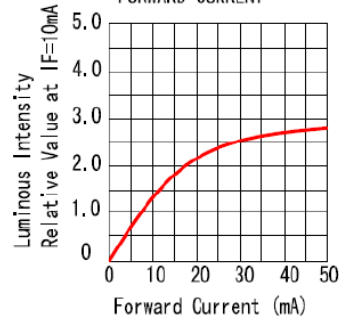
RELATIVE INTENSITY VS. WAVELENGTH



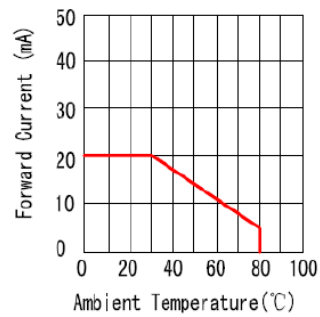
FORWARD CURRENT VS. FORWARD VOLTAGE



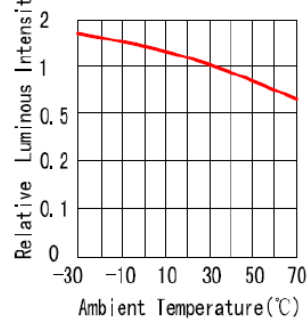
LUMINOUS INTENSITY VS. FORWARD CURRENT



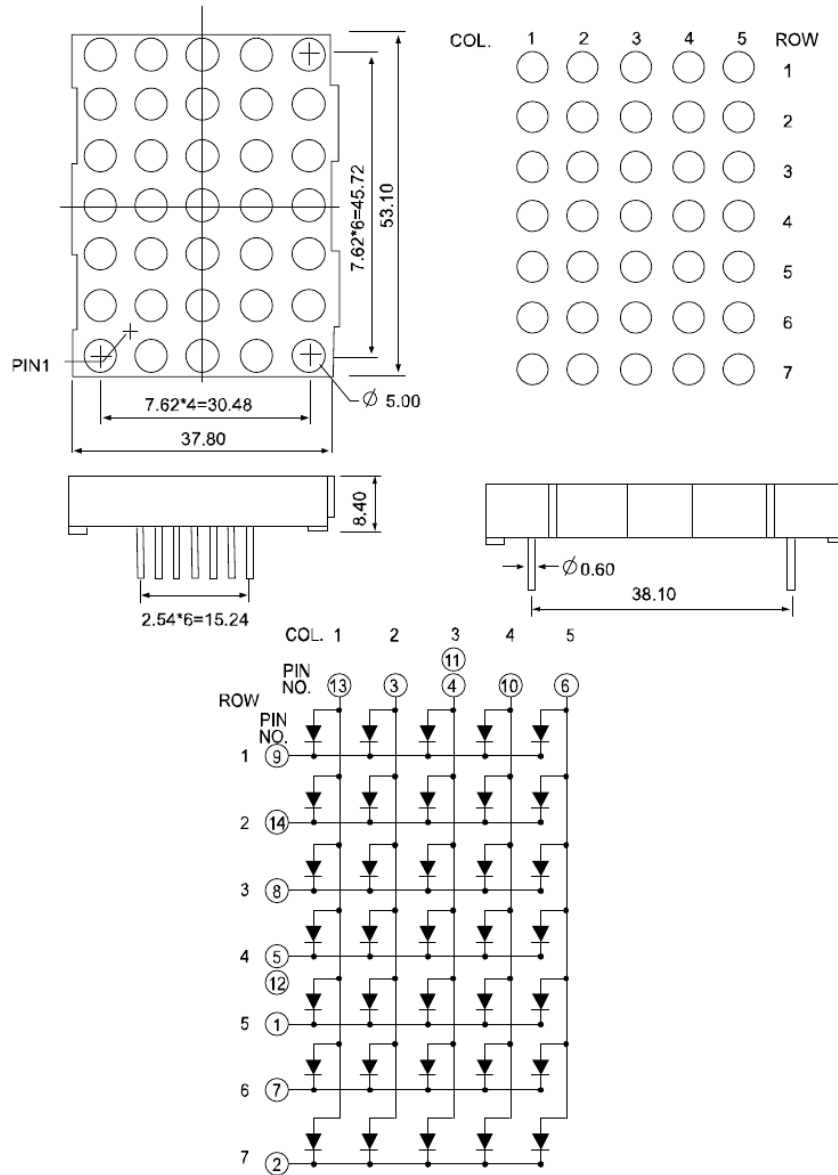
ALLOWABLE FORWARD CURRENT AMBIENT TEMPERATURE



LUMINOUS INTENSITY VS. AMBIENT TEMPERATURE



Type :
IE-57R-223N



NOTES : 1. All dimensions are in millimeters. (inches)

2. Tolerance is $\pm 0.25(0.010)$ unless otherwise specified.